

DISTRICT MONTHLY REPORT: SEPTEMBER 2024

ADMINISTRATIVE:

- 1) At their September 10th regular meeting, Chief VanCamp reported that the District's Proposition 1 failed to pass by less than a 2% margin, and that, as planned, the District would place the measure on the General Election ballot. Chief VanCamp will notify District stakeholders like homeowner associations about the planned October 8th workshop on Proposition 1 as well as his availability to speak on the subject or answer any questions.
- 2) At the same meeting, Chief VanCamp requested approval for the updated District Policy 3-12 "Annual & Sick Leave", which the Board provided. He also submitted the draft update to District Policy 3-20 "Anti-harassment and Anti-discrimination", which the Board will review and plan to approve at their October meeting.
- 3) On September 17th Chief VanCamp and Secretary Stumpf met with FEMA staff on the close-out of any remaining claims for the special pandemic granting process.

MASTER PLANNING: Monthly Status Report:

2024 Goal #1--2024-2028 FINANCIAL PLAN: see **Appendix 1**.
2024 Goal #2--Update Phase III District Master Plan: see **Appendix 2**.

- 1) At their September 10th regular meeting, Chief VanCamp provided the Board with the draft District master plan updates for the Community Communications & Risk Reduction, Facilities & Equipment, Health & Wellness, Incident Readiness & Response and Training & Education programs. The Board will review the documents, set for approval at the October Board meeting.

PUBLIC RELATIONS & COMMUNITY SERVICES:

District monthly WEBSITE contacts: page views: 750.

- 1) The Thurston-Mason Red Cross held a blood drive at North Olympia Station 8-3 on September 10th.
- 2) On September 19th, Commissioner Bivens and Chief VanCamp attended the Thurston County community risk assessment meeting hosted by the Washington Department of Emergency Management.

EMERGENCY RESPONSE: Total of 982 calls to date in 2024; 786 for 2008-23 average; (see attached **Monthly Call Summary Report Appendix 3**);

- 1) Type of responses for the month:

| | Fire | ALS | BLS | Pub Sfty | False | Total |
|---------------------------|------|--------------|-----|----------|-------|-------|
| 2024 In FD8 | 1 | 27 | 51 | 7 | 1 | 87 |
| 2024 Total | 3 | 32 | 63 | 7 | 1 | 106 |
| 2023 Total | 13 | 89 (Tot EMS) | | 20 | 2 | 124 |
| Average ^{NOTE 1} | 6 | 64 (Tot EMS) | | 10 | 3 | 83 |

- 2) Average number of responders-per-incident for the month:

| Total | Daytime | Night | Weekend |
|-------|---------|-------|---------|
| 3.2 | 3.4 | 3.2 | 3.1 |

3) Performance measures to *Target Levels of Service** for the month/year:

| Response Zone | EMS | | | Fire | | |
|---------------|-------|------|-----|-------|------|------|
| | Total | Meet | Pct | Total | Meet | Pct |
| Station 8-1 | 42 | 31 | 74% | 1 | 1 | 100% |
| Station 8-2 | 7 | 0 | 0% | 0 | 0 | 0% |
| Station 8-3 | 25 | 16 | 64% | 0 | 0 | 0% |

| Average | EMS | | | Fire | | |
|-----------------------------|-------|------|-----|-------|------|-----|
| | Total | Meet | Pct | Total | Meet | Pct |
| Avg 2024 To Date | 72.3 | 46.7 | 65% | 2.6 | 2.2 | 87% |
| Avg 2023 | 74.5 | 45.1 | 61% | 3.4 | 2.8 | 80% |
| Avg 08-23 ^{NOTE 2} | 57.4 | 35.9 | 63% | 3.4 | 2.5 | 74% |

*KEY: EMS targets: minimum 2 responders on scene within 8 minutes
Fire targets: minimum 4 responders on scene within 10 minutes
 Does not include false alarms, service calls, mutual aid outside District.
 NOTE 1: Combination of pre-merger FD7 and FD8, for 2008-2023 (monthly average)
 NOTE 2: Combination of pre-merger FD7 and FD8, average for 2008-2023

4) BLS transports by FD8 for the month: 2.

5) Delayed responses for the month:

| FD8 | Date | Sta | Time | R/T | Incident Type | Comments | Platoon |
|-----|-----------|-----|-------|-------|----------------------|---|---------|
| 887 | 3 Sep 24 | 82C | 17:10 | 11.38 | BLS CVA | 10-12 min travel time from Sta 8-1 | B |
| 888 | 3 Sep 24 | 83A | 18:29 | 38.43 | BLSY Fall | TCOMM did not record initial unit arrival time | B |
| 901 | 6 Sep 24 | 83G | 04:47 | 10.39 | ALS Chest Pain | 10-12 min travel time from Sta 8-1 | A |
| 909 | 7 Sep 24 | 83G | 08:43 | 12.15 | BLS Weakness | 10-12 min travel time from Sta 8-3 | A |
| 923 | 10 Sep 24 | 81E | 01:17 | 9.35 | BLS Sick Person | 8-10 min travel time from Sta 8-1 | A |
| 928 | 11 Sep 24 | 82A | 01:49 | 12.14 | ALS Unconscious | 10-12 min travel time from Sta 8-1 | B |
| 934 | 12 Sep 24 | 81F | 10:43 | 9.19 | BLSY Fall | Delay with security gate | B |
| 941 | 14 Sep 24 | 82B | 00:02 | 13.33 | BLS Dizziness | 10-12 min travel time from Sta 8-1 | C |
| 946 | 15 Sep 24 | 83E | 06:17 | 12.59 | BLSY Patient Assist | 10-12 min travel time from Sta 8-1; non-emergency | C |
| 949 | 16 Sep 24 | 81E | 02:19 | 32.57 | BLSY Assist L/E | Staged by L/E | C |
| 951 | 16 Sep 24 | 81L | 22:12 | 18.50 | BLSY Patient Assist | Engine 35 responded from Sta 35; non-emergency | A |
| 954 | 18 Sep 24 | 81L | 05:21 | 11.02 | BLSY Patient Assist | Engine 35 responded from Sta 35; non-emergency | B |
| 961 | 20 Sep 24 | 81H | 18:32 | 11.08 | ALS Cardiac Prob | Concurrent incident | C |
| 963 | 22 Sep 24 | 83G | 14:02 | 10.30 | BLS Respiratory Prob | 10-12 min travel time from Sta 8-3 | C |
| 966 | 24 Sep 24 | 83E | 13:01 | 11.17 | BLS High BP | 10-12 min travel time from Sta 8-1 | C |
| 968 | 24 Sep 24 | 81L | 14:52 | 15.28 | ALS Unk Med Prob | Engine 35 responded from Sta 35 | C |
| 969 | 24 Sep 24 | 83E | 15:02 | 10.44 | ALS MVA | 10-12 min travel time from Sta 8-1 | C |
| 980 | 29 Sep 24 | 81L | 13:03 | 10.23 | BLS Medical Alarm | 10-12 min travel time from Sta 8-1 | C |
| 981 | 29 Sep 24 | 83A | 17:49 | 10.21 | BLSY Fall | 10-12 min travel time from Sta 8-1; non-emergency | C |
| 983 | 29 Sep 24 | 82C | 22:40 | 10.23 | BLS Sick Person | 8-10 min travel time from Sta 8-1 | C |
| 984 | 30 Sep 24 | 83E | 10:56 | 12.07 | ALS Fall | 10-12 min travel time from Sta 8-1 | B |

IR&R STAFFING LEVELS: Staffing levels for the month:

| Staffing Targets by Position: | | Station 8-1 | Station 8-3 | Note |
|-------------------------------|---|-------------|-------------|----------|
| Engine | Platoon A (Shifts 1, 3 & 8) | 100% | 11% | |
| | Platoon B (Shifts 2,4 & 6) | 100% | 68% | |
| | Platoon C (Shifts 5,7 & 9) | 100% | 70% | |
| Aid Unit | Platoon A (Shifts 1, 3 & 8) | 0% | 11% | B |
| | Platoon B (Shifts 2,4 & 6) | 0% | 14% | B |
| | Platoon C (Shifts 5,7 & 9) | 0% | 30% | B |
| | Battalion Chief on duty | 92% | | A |
| | Operations Support (Tenders) | 100% | | D |
| | Staffing at Station 8-2 (Johnson Point) | 0 Shifts | | E |
| Sub-total | Station 8-3 (North Olympia) Staffing for Month | 70% | | C |
| Total | District Wide Staffing for the Month: | 85% | | C |

Notes:

- A) Does not include BC assigned as Company Officer if needed;
- B) Does not include cross-staffing from engine company if needed;
- C) Includes minimum target staffing of Aid Unit 83 at Station 8-3;
- D) Operations Support Program staff for on-call Tender response; and
- E) Supplemental staffing at Station 8-2 if available on shift (number of 24-hr shifts counted).

Volunteer Staffing: roster for the current month: see **Appendix 4.**

PERSONNEL MANAGEMENT, SAFETY & TRAINING:

- 1) 3rd Quarter fire training topics:
 - Thurston County Energy Symposium (Q4/23)
 - Map Test (Q1/24)
 - “May Day” procedures and “GRABS-LIVES” training
 - Quarterly SCBA
- 2) 3rd Quarter EMS & Medic-One OTEP:
 - Trauma assessment
 - ALS/BLS interface
 - Adult CPR
 - Patient examination & medical assessment
- 3) Leadership:
 - Battalion and company level officer training
- 4) Annual requirements:
 - Blood-borne pathogens
 - Driver’s training
 - First-aid training & certification (firefighters)
 - Haz-mat operations
 - Hazard communications; employee right-to-know
 - Hearing protection
 - Heat & cold stress
 - Lead awareness training
 - Portable fire extinguishers
 - Respiratory protection equipment training & testing
 - Self-contained breathing apparatus fit testing
 - Technical rescue training
 - Asbestos awareness training

Other Meetings:

- Facilities & Equipment Team (Chief, AC and F&E Staff), (September 9th);
- All Officers Staff meeting (no meeting);
- Training & Education Team (Chief, AC and Training Officer), (September 10th);
- Health & Safety Team (Chief, AC, Health & Safety Officer), (September 24th);
- District Community Outreach Team, (September 17th);
- District Senior Management (Assistant Chief & Battalion Chiefs), (September 11th);
- The South Bay Firefighters’ Association (SBFFA) (no meeting);
- Labor Management Committee (August 28th); and
- Safety Committee (no meeting).

PERSONNEL MANAGEMENT, RELATIONS:

- 1) During the month, two additional chaplains were appointed: Chief Clemens announced that Art Mize has returned as a chaplain and Aaron Hall, a member of West Thurston Regional Fire Authority, will volunteer with the District as a new chaplain. Welcome Aaron and welcome back Art!
- 2) Firefighter Yenne reports that the health & wellness program’s “Murph Month” (pull-ups, push-ups and air squats) had a total of 15 participants with Firefighters Grimaldo and Smith taking leads in the competition! Good work!
- 3) On September 18th, Secretary Stumpf attended the virtual meeting on the 2025 Washington Fire Commissioner’s health care plan and budget.

EQUIPMENT & FACILITIES:

- 1) **Apparatus & Equipment:**
 - a. Command board tools are being standardized on the engines and battalion chief vehicle during the month.
 - b. Engine 81 (3502) was serviced during the month for DEF fuel problems. Apparently this is a wide-spread issue with Pierce equipment and is being addressed by the manufacturer.
 - c. Tender 83 (3127) was serviced during the month for repairs to the driver's seat.
 - d. Tender 82 (3135) was serviced during the month for a faulty brake.
- 2) **Facilities:**
 - a. The lights in the small meeting room at Station 8-1 malfunctioned during the month and were repaired under contract.
 - b. District staff continue to "break-in" the new telephone system; a meeting was held on September 9th with Verizon staff to go over the "punch-list" of items remaining on the install.
 - c. On September 18th Chiefs VanCamp and McBride met with the Hatton Godat and Pantier project team on design and permitting for the North Olympia Station 8-3 fire protection system upgrades project.
- 3) **Information Technology:**
 - a. 17 active work stations, 1 on-site server, with overall "health" at 88%.
 - b. 13 reactive and 6 proactive service orders for the month.
 - c. 32 users have multi-factor authentication enabled.
 - d. Chief LeMay continued to coordinate the implementation of the new software program First Due which is slated to replace some of the existing separate software systems being used for management information systems and incident reporting. Segments going "live" in September included the apparatus inspection program and incident reporting program. Thanks again to Lieutenant Osborne for being the technical expert on this system!

FINANCIAL: No report due to Thurston County Auditor not producing monthly BARS report and submitting to the District. This is the *third* month that the county has been unable to provide this information to the District.




2024 District Goal #1 Status Report

September


STATUS:



On Track






Some Delay/Difficulty



Significant Impact

The District shall revise and update its 24-28 FINANCIAL PLAN seeking to provide sufficient funding to ensure adequate staffing, operational support and capital assets commensurate with the adopted IR&R staffing plan known as “2 Firestation Model”. This represents the second of two objectives involving voter approval for property tax increases.

- 1)  Information sharing and solicitation of input on 24-28 FINANCIAL PLAN through District Strategic Communications Plan efforts by February 2024. Complete.
- 2)  Based on review and input gained in Objective #1, Chief VanCamp to provide formal recommendation on 24-28 FINANCIAL PLAN for Board approval by March 2024. Complete.
- 3)  The Board will adopt a resolution to place on the 2024 Primary/General Election ballot a measure to provide additional funding to support the 24-28 FINANCIAL PLAN. Complete.




2024 District Goal #2 Status Report

September


STATUS:



On Track



Some Delay/Difficulty



Significant Impact

The District will review and update its Phase III Master Plan documentation.

- 1)  **“Apparatus & Equipment Master Plan”**: Chief McBride by August 2024. Submitted to BoFC at September meeting; requested edits to be provided at the October meeting.
- 2)  **“Community Communications & Risk Reduction Master Plan”**: Secretary Stumpf by July 2024. Submitted to BoFC at September meeting.
- 3)  **“Incident Readiness & Response Master Plan”**: Chief LeMay by July 2024. Submitted to BoFC at September meeting.
- 4)  **“Training & Education Master Plan”**: Chief Clowes by August 2024. Submitted to BoFC at September meeting.
- 5)  **“District Health & Safety Program, Plan, Policy & Procedures”** Chief Hall by August 2024. Submitted to BoFC at September meeting.
- 6)  **Chief VanCamp to provide an overall recommendation to the Board for amendments to the “District Master Plan” by October 2024.** Submitted to BoFC at September meeting; final approval requested at October meeting.
- 7)  **Upon approval by the Board, Chief VanCamp will coordinate the implementation of the updated “District Master Plan”.** All draft master plan updates have been presented to the Board at their September regular meeting for initial review and comment. Final approval is requested at the October meeting.

APPENDIX 3: MONTHLY RESPONSE RECORD

| Inc # | Date | Sta Zone | Grid | Location | Alarm Time | Resp Time | Type | Resp | Platoon # |
|-------|-----------|----------|------|---------------------------|------------|-----------|-----------------------|------|-----------|
| 881 | 1 Sep 24 | 83A | H16 | 3818 Baker Ames Rd NE | 09:32 | 5.15 | BSY Fall | 4 | B |
| 882 | 1 Sep 24 | 83A | G16 | 5010 Boston Harbor Rd NE | 10:02 | 7.51 | BLS Abdominal Pain | 3 | B |
| 883 | 2 Sep 24 | 307 | K17 | 2828 8th Ave NE | 10:07 | 5.58 | ALS Cardiac Prob | 3 | C |
| 884 | 3 Sep 24 | 81L | G20 | 5345 St Charles Dr NE | 15:35 | 7.43 | BSY Patient Assist | 3 | B |
| 885 | 3 Sep 24 | 81L | G20 | 5345 St Charles Dr NE | 16:04 | 8.35 | BLS Medical Alarm | 3 | B |
| 886 | 3 Sep 24 | 81L | G20 | 5345 St Charles Dr NE | 16:26 | N/A | BLS Medical Alarm | 3 | B |
| 887 | 3 Sep 24 | 82C | G20 | 5034 Coppermill Ct NE | 17:10 | 11.38 | BLS CVA | 2 | B |
| 888 | 3 Sep 24 | 83A | H16 | 1721 46th Ave NE | 18:29 | 38.43 | BSY Fall | 2 | B |
| 889 | 3 Sep 24 | 81L | G20 | 5345 St Charles Dr NE | 19:18 | N/A | BLS Medical Alarm | 3 | B |
| 890 | 3 Sep 24 | 81L | G20 | 5345 St Charles Dr NE | 19:43 | 0.00 | BSY Medical Alarm | 3 | B |
| 891 | 4 Sep 24 | 81A | I17 | 3300 South Bay Rd NE | 06:14 | 5.03 | BSY MVA | 3 | C |
| 892 | 4 Sep 24 | 81A | I17 | 2722 South Bay Rd NE | 07:45 | 2.15 | ALS CPR | 8 | C |
| 893 | 4 Sep 24 | 81A | I17 | 2736 South Bay Rd NE | 07:48 | N/A | ALS Respiratory Prob | 3 | C |
| 894 | 4 Sep 24 | 81L | H20 | 6925 Prairie Ridge Dr NE | 11:59 | 7.01 | BSY Fall | 3 | C |
| 895 | 4 Sep 24 | 83A | G15 | 4806 Cushman Rd NE #133 | 20:52 | 5.39 | ALS Chest Pain | 6 | C |
| 896 | 5 Sep 24 | 307 | J16 | 2524 20th Ave NE | 09:00 | 5.14 | ALS Fall | 3 | A |
| 897 | 5 Sep 24 | 81A | I17 | 2825 28th Ln NE | 14:29 | 5.27 | BSY Patient Assist | 3 | A |
| 898 | 5 Sep 24 | 83A | G16 | 5010 Boston Harbor Rd NE | 16:47 | 7.55 | BSY Patient Assist | 3 | A |
| 899 | 5 Sep 24 | 81A | I17 | 3031 36th Ave NE | 19:30 | 2.50 | BLS Sick Person | 4 | A |
| 900 | 6 Sep 24 | 81B | H17 | 3233 41st Ave NE | 03:54 | 4.44 | Service Call | 4 | A |
| 901 | 6 Sep 24 | 83G | C17 | 8600 Greenfield Ct NE | 04:47 | 10.39 | ALS Chest Pain | 4 | A |
| 902 | 6 Sep 24 | 307 | K16 | 2321 12th Ave NE | 08:06 | 5.53 | BSY Shoulder Pain | 2 | C |
| 903 | 6 Sep 24 | 82A | D19 | 8100 Johnson Point Rd NE | 08:16 | N/A | Fire Alarm Activation | 1 | C |
| 904 | 6 Sep 24 | 81J | I16 | 2056 26th Ave NE | 10:52 | 4.44 | BLS Fall | 2 | C |
| 905 | 6 Sep 24 | 81F | H19 | 3927 Foxhall Dr NE | 11:39 | 4.49 | Fire 1 | 6 | C |
| 906 | 6 Sep 24 | 81E | H20 | 3618 Owl Ln NE | 14:47 | 11.26 | Smoke Investigation | 2 | C |
| 907 | 7 Sep 24 | 81H | G18 | 5139 Sleater Kinney Rd NE | 03:11 | 6.19 | ALS CPR | 5 | C |
| 908 | 7 Sep 24 | 83A | G16 | 5010 Boston Harbor Rd NE | 05:46 | 4.55 | BSY DoA | 3 | C |
| 909 | 7 Sep 24 | 83G | C17 | 3234 Fishtrap Lp NE | 08:43 | 12.15 | BLS Weakness | 3 | A |
| 910 | 7 Sep 24 | 81H | H18 | 3944 South Bay Rd NE | 09:12 | 5.06 | BLS Weakness | 3 | A |
| 911 | 7 Sep 24 | 82A | C18 | 9525 Johnson Point Lp NE | 11:56 | 13.54 | Burn Ban Violation | 3 | A |
| 912 | 7 Sep 24 | 81A | I17 | 3017 28th Ln NE | 14:07 | 4.15 | ALS Chest Pain | 3 | A |
| 913 | 7 Sep 24 | 81C | H17 | 3828 Libby Rd NE | 18:32 | 5.11 | ALS Chest Pain | 4 | A |
| 914 | 8 Sep 24 | 81H | I18 | 3345 Quail Creek Ln NE | 04:56 | 6.50 | ALS Unconscious | 3 | A |
| 915 | 8 Sep 24 | 81A | I17 | 2741 3rd Ave NE | 07:27 | 5.14 | ALS Respiratory Prob | 3 | B |
| 916 | 8 Sep 24 | 82A | E19 | 5737 67th Ave NE | 11:28 | 8.06 | BLS Unk Med Prob | 3 | B |
| 917 | 8 Sep 24 | 307 | J17 | 1903 South Bay Rd NE | 14:01 | 4.53 | BLS Medical Alarm | 3 | B |
| 918 | 8 Sep 24 | 307 | J16 | 2024 12th Ave NE | 17:44 | 6.58 | BSY Leg Pain | 3 | B |
| 919 | 8 Sep 24 | 318 | H21 | 4418 Cashmere Dr NE | 19:21 | 5.34 | BLS Unk Med Prob | 3 | B |
| 920 | 9 Sep 24 | 81B | H17 | 3144 39th Way NE | 07:35 | 4.33 | ALS Sick Person | 4 | A |
| 921 | 9 Sep 24 | 81H | H18 | 4126 36th Ave NE | 15:23 | 3.49 | ALS Chest Pain | 3 | A |
| 922 | 10 Sep 24 | 81F | H19 | 3739 Carpenter Rd NE | 00:02 | 7.38 | CO Alarm | 3 | A |
| 923 | 10 Sep 24 | 81E | H20 | 6447 Hawks Prairie Ct NE | 01:17 | 9.35 | BLS Sick Person | 3 | A |
| 924 | 10 Sep 24 | 81E | I20 | 3501 Eagle Dr NE | 03:54 | 8.27 | BLS Respiratory Prob | 3 | A |
| 925 | 10 Sep 24 | 81L | F21 | 5627 Indian Crest Ln NE | 09:06 | 6.05 | BLS Patient Assist | 3 | B |
| 926 | 10 Sep 24 | 307 | K17 | 2828 8th Ave NE | 12:48 | 5.24 | BSY Sick Person | 3 | B |
| 927 | 10 Sep 24 | 83A | H15 | 3838 Boston Harbor Rd NE | 22:47 | 4.49 | ALS Welfare Check | 3 | B |
| 928 | 11 Sep 24 | 82A | C19 | 9403 Johnson Point Lp NE | 01:49 | 12.14 | ALS Unconscious | 4 | B |
| 929 | 11 Sep 24 | 81L | F21 | 5627 Indian Crest Ln NE | 11:18 | 7.44 | BSY Patient Assist | 3 | C |
| 930 | 11 Sep 24 | 307 | J17 | 3210 Lindell Rd NE | 12:45 | 7.16 | BSY Fall | 3 | C |
| 931 | 11 Sep 24 | 307 | K17 | 2840 10th Ave NE | 19:58 | 6.07 | ALS Sick Person | 3 | C |
| 932 | 12 Sep 24 | 81A | F17 | 5900 Shincke Rd NE | 04:04 | 6.52 | Wires Down | 4 | C |
| 933 | 12 Sep 24 | 307 | J16 | 1213 Edison St NE | 09:04 | 6.58 | BLS Fall | 2 | B |
| 934 | 12 Sep 24 | 81F | G19 | 4922 Puget Rd NE #418 | 10:43 | 9.19 | BSY Fall | 2 | B |
| 935 | 12 Sep 24 | 83A | G15 | 4805 Cushman Rd NE #63 | 16:21 | 4.48 | BLS Back Pain | 3 | B |
| 936 | 12 Sep 24 | 307 | J16 | 1213 Edison St NE | 16:30 | 6.58 | BLS Respiratory Prob | 2 | B |
| 937 | 12 Sep 24 | 83A | H16 | 1707 46th Ave NE | 18:44 | 6.30 | ALS Rapid Heart Rate | 2 | B |

APPENDIX 3: MONTHLY RESPONSE RECORD

| Inc # | Date | Sta Zone | Grid | Location | Alarm Time | Resp Time | Type | Resp | Platoon # |
|-------|-----------|----------|------|----------------------------------|------------|-----------|-----------------------|------|-----------|
| 938 | 12 Sep 24 | 83A | G15 | 4806 Cushman Rd NE #103 | 22:06 | 4.15 | ALS Cardiac Prob | 2 | B |
| 939 | 13 Sep 24 | 307 | J17 | 2929 26th Ave NE | 15:36 | 4.03 | ALS Respiratory Prob | 5 | C |
| 940 | 13 Sep 24 | 83A | G15 | 4806 Cushman Rd NE #125 | 22:39 | 6.28 | ALS Respiratory Prob | 2 | C |
| 941 | 14 Sep 24 | 82B | D20 | 7538 Andrews Beach Rd NE | 00:02 | 13.33 | BLS Dizziness | 3 | C |
| 942 | 14 Sep 24 | 83C | H16 | 4443 Libby Rd NE | 13:46 | 5.55 | BLS Leg Pain | 3 | A |
| 943 | 14 Sep 24 | 81L | F21 | 5627 Indian Crest Ln NE | 15:58 | 7.26 | BLSY Fall | 3 | A |
| 944 | 14 Sep 24 | 81H | G18 | 5044 Sleater Kinney Rd NE | 17:03 | 5.17 | BLSY Patient Assist | 3 | A |
| 945 | 14 Sep 24 | 83A | H15 | 4035 Boston Harbor Rd NE | 21:40 | 5.11 | ALS MVA | 4 | A |
| 946 | 15 Sep 24 | 83E | D16 | 7818 Woods Estate Ln NE | 06:17 | 12.59 | BLSY Patient Assist | 3 | C |
| 947 | 15 Sep 24 | 83A | H15 | 4427 Boston Harbor Rd NE | 15:00 | 5.18 | BLSY Fall | 4 | C |
| 948 | 15 Sep 24 | 81A | I18 | 3630 34th Ln NE | 17:48 | 3.26 | BLS Dizziness | 4 | C |
| 949 | 16 Sep 24 | 81E | H20 | 3726 Eagle Dr NE | 02:19 | 32.57 | BLSY Assist L/E | 3 | C |
| 950 | 16 Sep 24 | 319 | I20 | 2920 Mahogany St NE | 16:48 | N/A | Fire 1 (Mutual Aid) | 3 | A |
| 951 | 16 Sep 24 | 81L | F21 | 5627 Indian Crest Ln NE | 22:12 | 18.50 | BLSY Patient Assist | 3 | A |
| 952 | 16 Sep 24 | 81L | F21 | 5627 Indian Crest Ln NE | 23:08 | 7.29 | BLSY Patient Assist | 3 | A |
| 953 | 17 Sep 24 | 81F | H19 | South Bay @ Hawks Prairie Rd NE | 14:32 | 3.43 | BLSY MVA | 2 | B |
| 954 | 18 Sep 24 | 81L | F21 | 5627 Indian Crest Ln NE | 05:21 | 11.02 | BLSY Patient Assist | 3 | B |
| 955 | 18 Sep 24 | 307 | K16 | 820 Wilson St NE | 11:22 | 4.17 | ALS Dizziness | 4 | A |
| 956 | 18 Sep 24 | 83A | H15 | 4222 Gull Harbor Rd NE | 11:46 | 6.18 | BLS Sick Person | 4 | A |
| 957 | 18 Sep 24 | 307 | K17 | 2725 12th Ave NE | 20:07 | 5.23 | BLS Unk Med Prob | 2 | A |
| 958 | 20 Sep 24 | 82A | F18 | 6126 Swayne Dr NE | 02:38 | 8.39 | ALS Chest Pain | 3 | B |
| 959 | 20 Sep 24 | 81A | H18 | 3632 Chehalis Western Trail NE | 16:33 | 2.53 | ALS CPR | 8 | C |
| 960 | 20 Sep 24 | 82C | F20 | 6136 Puget Beach Rd NE | 18:09 | 9.24 | CO Alarm | 5 | C |
| 961 | 20 Sep 24 | 81H | I18 | 4009 29th Ln NE | 18:32 | 11.08 | ALS Cardiac Prob | 3 | C |
| 962 | 21 Sep 24 | 83A | G15 | 4806 Cushman Rd NE #103 | 15:23 | 3.33 | BLS Diabetic | 3 | B |
| 963 | 22 Sep 24 | 83G | C17 | 3348 Fishtrap Lp NE | 14:02 | 10.30 | BLS Respiratory Prob | 2 | C |
| 964 | 22 Sep 24 | 81B | F17 | 5824 Lemon Rd NE | 19:23 | 6.17 | ALS Head Pain | 4 | C |
| 965 | 23 Sep 24 | 317 | J22 | 350 River Ridge Dr SE | 10:57 | 7.27 | Fire 1 (Mutual Aid) | 2 | A |
| 966 | 24 Sep 24 | 83E | E15 | 7329 Boston Harbor Rd NE | 13:01 | 11.17 | BLS High BP | 3 | C |
| 967 | 24 Sep 24 | 81H | H18 | South Bay @ Sleater Kinney Rd NE | 13:50 | 3.19 | ALS Cardiac Prob | 7 | C |
| 968 | 24 Sep 24 | 81L | F21 | 5745 Red Alder Dr NE | 14:52 | 15.28 | ALS Unk Med Prob | 3 | C |
| 969 | 24 Sep 24 | 83E | E15 | 6927 Boston Harbor Rd NE | 15:02 | 10.44 | ALS MVA | 5 | C |
| 970 | 25 Sep 24 | 307 | J17 | South Bay @ 12th Ave NE | 02:59 | 30.16 | BLS Welfare Check | 4 | C |
| 971 | 25 Sep 24 | 81A | I17 | 3425 Shincke Rd NE | 04:00 | 2.31 | BLS Abdominal Pain | 4 | C |
| 972 | 25 Sep 24 | 82B | E20 | Marvin @ 73rd Ave NE | 08:14 | 10.34 | BLSY MVA | 4 | A |
| 973 | 25 Sep 24 | 81A | F17 | 6545 Shincke Rd NE | 20:34 | 7.07 | ALS Abdom Pain | 3 | A |
| 974 | 26 Sep 24 | 81L | F21 | 5627 Indian Crest Ln NE | 18:41 | 8.42 | BLSY Patient Assist | 2 | B |
| 975 | 26 Sep 24 | 83A | G15 | 4806 Cushman Rd NE #103 | 19:57 | 3.31 | BLS Hip Pain | 2 | B |
| 976 | 27 Sep 24 | 307 | K17 | 605 Devoe St NE | 16:27 | 6.34 | BLSY Respiratory Prob | 4 | A |
| 977 | 28 Sep 24 | 83G | E16 | 6847 Libby Rd NE | 07:20 | N/A | BLS Choking | 3 | B |
| 978 | 28 Sep 24 | 81L | F21 | 5627 Indian Crest Ln NE | 17:34 | 7.25 | BLSY Patient Assist | 3 | B |
| 979 | 29 Sep 24 | 307 | K17 | 605 Devoe St NE | 00:12 | 6.66 | BLSY Unk Med Prob | 3 | B |
| 980 | 29 Sep 24 | 81L | G20 | 5345 St Charles Dr NE | 13:03 | 10.23 | BLS Medical Alarm | 2 | C |
| 981 | 29 Sep 24 | 83A | G15 | 4806 Cushman Rd NE #153 | 17:49 | 10.21 | BLSY Fall | 2 | C |
| 982 | 29 Sep 24 | 81L | H20 | 6948 44th Ave NE | 21:02 | 7.24 | BLSY Fall | 2 | C |
| 983 | 29 Sep 24 | 82C | F20 | 5820 Puget Beach Rd NE | 22:40 | 10.23 | BLS Sick Person | 2 | C |
| 984 | 30 Sep 24 | 83E | D15 | 546 Dover Point Ln NE | 10:56 | 12.07 | ALS Fall | 4 | B |
| 985 | 30 Sep 24 | 81A | I18 | 3610 34th Ln NE | 13:25 | 1.48 | Service Call | 3 | B |
| 986 | 30 Sep 24 | 81A | I17 | 3017 28th Ln NE | 13:30 | 3.28 | ALS Chest Pain | 3 | B |

APPENDIX 4 -- VOLUNTEER STAFFING

| Name | Position | Platoon | Name | Position | Platoon |
|---------------------|-------------|---------|----------------------|-------------|---------|
| Allan, George | Recruit | A | Hebert, John | Recruit | A |
| Armstrong, Walker | OSP | | Henson, Ronald C | Admin Staff | |
| Barthule, Tyler J | Admin Staff | | Holsather, Ryan | EMT | C |
| Burton, Terrance M | Recruit | B | Jones, Joel | Recruit | B |
| Carlton, Susan E | Admin Staff | | LaDue, Chris | LT | B |
| Caron, Judy | Admin Staff | | McCann, Dustin | FF/AO | B |
| Clemens, Jonathan | EMSO | | Mcilhenny, Kenan B | Recruit | C |
| Cochran, Ann | Admin Staff | | Mulligan, Tyler | FF/EMT | B |
| Evans, Paul | EMT | A | Perry, Andrew | EMT | C |
| Fakkema, Ryan J | FF/EMT/AO | B | Pierce, David W | Recruit | A |
| Fass, Bonnie | Admin Staff | | Poole, James | FF/AO | B |
| Flaatrud, Silje A | Recruit | A | Poppert, Kenneth | Recruit | B |
| Foley, Nathaniel W | Recruit | A | Prine, Don | OSP | |
| Freed, Richard | FF/EMT | C | Reavis, Cody | FF/EMT | A |
| Gill, Patricia Ann | Admin Staff | | Stewart, Christopher | FF/AO | B |
| Grimaldo, Zachary R | FF/EMT | C | Sullivan, Amber | FF/EMT | C |
| Hansen, Madison K | Recruit | C | Swenson, Matthew | Recruit | C |
| Hanson, Kiefer C | FF/EMT | B | Van Kirk, Nick | FF/EMT | A |
| Hanson, Leif G | Recruit | A | Williams, Ezra T | Recruit | C |
| Harn, Jakob | FF | A | Williams, Tom | OSP | |
| Hayes, Dale | FF/EMT/AO | B | Youngs, John | FF/EMT/AO | C |
| | | | Zopolis, James P | Admin Staff | |