

DISTRICT MONTHLY REPORT: AUGUST 2024

ADMINISTRATIVE:

- 1) No report.

MASTER PLANNING: Monthly Status Report:

2024 Goal #1--2024-2028 FINANCIAL PLAN: see **Appendix 1.**
2024 Goal #2--Update Phase III District Master Plan: see **Appendix 2.**

- 1)

PUBLIC RELATIONS & COMMUNITY SERVICES:

District monthly WEBSITE contacts: page views: 998.

- 1) No report.

EMERGENCY RESPONSE: Total of 876 calls to date in 2024; 703 for 2008-23 average; (see attached **Monthly Call Summary Report Appendix 3**);

- 1) Type of responses for the month:

	Fire	ALS	BLS	Pub Sfty	False	Total
2024 In FD8	2	17	74	10	3	106
2024 Total	5	2	88	13	3	129
2023 Total	8	107	(Tot EMS)	19	4	138
Average ^{NOTE 1}	8	70	(Tot EMS)	13	3	94

- 2) Average number of responders-per-incident for the month:

Total	Daytime	Night	Weekend
3.2	3.2	3.2	3.1

- 3) Performance measures to *Target Levels of Service** for the month/year:

Response Zone	EMS			Fire		
	Total	Meet	Pct	Total	Meet	Pct
Station 8-1	40	32	80%	2	2	100%
Station 8-2	20	4	20%	0	0	0%
Station 8-3	28	20	71%	0	0	0%

Average	EMS			Fire		
	Total	Meet	Pct	Total	Meet	Pct
Avg 2024 To Date	72.1	46.7	65%	2.8	2.4	86%
Avg 2023	74.5	45.1	61%	3.4	2.8	80%
Avg 08-23 ^{NOTE 2}	57.4	35.9	63%	3.4	2.5	74%

**KEY: EMS targets: minimum 2 responders on scene within 8 minutes
 Fire targets: minimum 4 responders on scene within 10 minutes
 Does not include false alarms, service calls, mutual aid outside District.
 NOTE 1: Combination of pre-merger FD7 and FD8, for 2008-2023 (monthly average)
 NOTE 2: Combination of pre-merger FD7 and FD8, average for 2008-2023*

- 4) BLS transports by FD8 for the month: 1.
- 5) Delayed responses for the month:

FD#	Date	Sta	Time	R/T	Incident Type	Comments	Platoon
757	2 Aug 24	81L	11:24	11.07	BLS Bleeding	10-12 min travel time from Sta 8-1	A
760	3 Aug 24	82A	18:07	16.46	BLSY Leg Pain	Delay in responding; non-emergency	B
772	8 Aug 24	81E	09:50	9.17	BLS Fall	Delay with security gate	C
773	8 Aug 24	82A	10:27	9.13	BLS Weakness	10-12 min travel time from Sta 8-1	C
779	9 Aug 24	81L	19:40	10.50	BLSY Medical Alarm	10-12 min travel time from Sta 8-1; non-emergency	A
785	12 Aug 24	82A	07:20	10.44	BLS Fall	10-12 min travel time from Sta 8-1	B
787	12 Aug 24	81L	15:51	9.54	BLS Sick Person	8-10 min travel time from Sta 8-1	B
791	13 Aug 24	82A	16:21	10.26	BLS CVA	10-12 min travel time from Sta 8-1	A
802	15 Aug 24	83E	11:43	21.41	ALS DoA	Staged by L/E	C
809	17 Aug 24	82A	04:42	10.52	BLS Medical Alarm	10-12 min travel time from Sta 8-1	B
822	19 Aug 24	83G	14:00	14.33	BLSY Trauma	Concurrent incident	C
826	19 Aug 24	82C	19:48	10.07	BLSY Fall	Concurrent incident	C
830	20 Aug 24	82A	20:35	10.47	ALS Sick Person	10-12 min travel time from Sta 8-1	A
831	20 Aug 24	81F	21:04	27.27	ALS Unk Med Prob	Concurrent incident	A
833	21 Aug 24	81E	16:19	9.27	BLS Respiratory Prob	8-10 min travel time from Sta 8-1	B
839	22 Aug 24	82A	19:02	9.16	BLS Allergic Reaction	8-10 min travel time from Sta 8-1	A
849	26 Aug 24	83G	03:36	12.26	BLS Medical Alarm	10-12 min travel time from Sta 8-1	B
858	27 Aug 24	82A	07:19	11.32	BLSY Patient Assist	10-12 min travel time from Sta 8-1; non-emergency	A
859	27 Aug 24	82A	15:20	12.42	BLS Patient Assist	10-12 min travel time from Sta 8-1	A
862	28 Aug 24	82C	12:55	9.26	BLS CVA	8-10 min travel time from Sta 8-1	C
875	31 Aug 24	83E	15:43	11.39	BLSY Sick Person	10-12 min travel time from Sta 8-1; non-emergency	A

IR&R STAFFING LEVELS: Staffing levels for the month:

Staffing Targets by Position:		Station 8-1	Station 8-3	Note
Engine	Platoon A (Shifts 1, 3 & 8)	100%	27%	
	Platoon B (Shifts 2,4 & 6)	100%	80%	
	Platoon C (Shifts 5,7 & 9)	100%	75%	
Aid Unit	Platoon A (Shifts 1, 3 & 8)	0%	18%	B
	Platoon B (Shifts 2,4 & 6)	0%	10%	B
	Platoon C (Shifts 5,7 & 9)	0%	15%	B
	Battalion Chief on duty	73%		A
	Operations Support (Tenders)	71%		D
	Staffing at Station 8-2 (Johnson Point)	0 Shifts		E
Sub-total	Station 8-3 (North Olympia) Staffing for Month	74%		C
Total	District Wide Staffing for the Month:	87%		C

Notes:

- A) Does not include BC assigned as Company Officer if needed;
- B) Does not include cross-staffing from engine company if needed;
- C) Includes minimum target staffing of Aid Unit 83 at Station 8-3;
- D) Operations Support Program staff for on-call Tender response; and
- E) Supplemental staffing at Station 8-2 if available on shift (number of 24-hr shifts counted).

Volunteer Staffing: roster for the current month: see **Appendix 4.**

PERSONNEL MANAGEMENT, SAFETY& TRAINING:

- 1) 3rd Quarter fire training topics:
 - Thurston County Energy Symposium (Q4/23)
 - Map Test (Q1/24)
 - "May Day" procedures and "GRABS-LIVES" training
 - Quarterly SCBA
- 2) 3rd Quarter EMS & Medic-One OTEP:
 - Trauma assessment

- ALS/BLS interface
 - Adult CPR
 - Patient examination & medical assessment
- 3) Leadership:
- Battalion and company level officer training
- 4) Annual requirements:
- Blood-borne pathogens
 - Driver's training
 - First-aid training & certification (firefighters)
 - Haz-mat operations
 - Hazard communications; employee right-to-know
 - Hearing protection
 - Heat & cold stress
 - Lead awareness training
 - Portable fire extinguishers
 - Respiratory protection equipment training & testing
 - Self-contained breathing apparatus fit testing
 - Technical rescue training
 - Asbestos awareness training

Other Meetings:

- Facilities & Equipment Team (Chief, AC and F&E Staff), (no meeting);
- All Officers Staff meeting (no meeting);
- Training & Education Team (Chief, AC and Training Officer), (no meeting);
- Health & Safety Team (Chief, AC, Health & Safety Officer), (no meeting);
- District Community Outreach Team, (August 20th);
- District Senior Management (Assistant Chief & Battalion Chiefs), (no meeting);
- The South Bay Firefighters' Association (SBFFA) (no meeting);
- Labor Management Committee (August 28th); and
- Safety Committee (no meeting).

PERSONNEL MANAGEMENT, RELATIONS:

- 1) Firefighter Yenne reports that the July cardio month closed with 14 participants, of which Firefighter Gettle achieved 57 miles of walking-running, Lieutenant Osborne biked 69 miles and climbed 1,660 stairs (on the "stairmaster"). Good work guys! August will feature bodyweight centric challenges called "Murph Month".
- 2) At the August 13th Board meeting, Chief LeMay explained that an advisory work group committee has been meeting to review our current Volunteer Program with the intent to provide improvement recommendations.
- 3) Chief VanCamp attended the International Association of Fire Chiefs' conference in Dallas Texas during the month.

EQUIPMENT & FACILITIES:

- 1) Apparatus & Equipment:
 - a. Chief VanCamp attended a meeting hosted by the Olympia FD regarding rates for the maintenance of District apparatus at the vehicle repairs facility located at Station 3-4; in a reorganization of funds at the city, it is expected there will be a rate increase.
 - b. Chief Hall has successfully applied for and received another Washington Department of Labor & Industries grant to reimburse for the cost of personal protective equipment ("bunker gear"); this is for a second set of gear for all active response fire suppression staff. Good work Derek!
 - c. Engine 81 (3502) was sent to the shop for routine maintenance during the month.
 - d. The self-contained breathing apparatus (SCBA) air compressor at Station 8-1 was disabled during the month, and is receiving repairs. In the meantime, if

SCBAs need filling they can be done by the county incident support unit located at Lacey FD3 or East Olympia FD6.



2) Facilities:

- a. At Station 8-2 (8100 Johnson Point Rd NE), work is progressing on the Thurston County Emergency Radio Network (“TCERN”) equipment installation; obvious is the new mast with antennae in the back of the firestation. The TCERN project will upgrade all of Thurston County’s public safety radio communications to a digital trunked system.

3) Information Technology:

- a. 17 active work stations, 1 on-site server, with overall “health” at 88%.
- b. 13 reactive and 6 proactive service orders for the month.
- c. 32 users have multi-factor authentication enabled.
- d. During the month, a cut-over from the District’s management information system called “Emergency Reporting” to the new product called “First Due” for all incident reporting. It is planned to have full “First Due” implementation by the end of 2024.

FINANCIAL: No report due to Thurston County Auditor not producing monthly BARS report and submitting to the District. This is the second month that the county has been unable to provide this information to the District.




2024 District Goal #1 Status Report

August


STATUS:



On Track






Some Delay/Difficulty



Significant Impact

The District shall revise and update its 24-28 FINANCIAL PLAN seeking to provide sufficient funding to ensure adequate staffing, operational support and capital assets commensurate with the adopted IR&R staffing plan known as “2 Firestation Model”. This represents the second of two objectives involving voter approval for property tax increases.

- 1)  Information sharing and solicitation of input on 24-28 FINANCIAL PLAN through District Strategic Communications Plan efforts by February 2024. Complete.
- 2)  Based on review and input gained in Objective #1, Chief VanCamp to provide formal recommendation on 24-28 FINANCIAL PLAN for Board approval by March 2024. Complete.
- 3)  The Board will adopt a resolution to place on the 2024 Primary/General Election ballot a measure to provide additional funding to support the 24-28 FINANCIAL PLAN. Complete.




2024 District Goal #2 Status Report

August


STATUS:



On Track



Some Delay/Difficulty



Significant Impact

The District will review and update its Phase III Master Plan documentation.

- 1) **“Apparatus & Equipment Master Plan”**: Chief McBride by August 2024. To be submitted to BoFC in September.
- 2) **“Community Communications & Risk Reduction Master Plan”**: Secretary Stumpf by July 2024. To be submitted to BoFC in September.
- 3) **“Incident Readiness & Response Master Plan”**: Chief LeMay by July 2024. To be submitted to BoFC in September.
- 4) **“Training & Education Master Plan”**: Chief Clowes by August 2024. To be submitted to BoFC in September.
- 5) **“District Health & Safety Program, Plan, Policy & Procedures”** Chief Hall by August 2024. To be submitted to BoFC in September.
- 6) Chief VanCamp to provide an overall recommendation to the Board for amendments to the **“District Master Plan”** by October 2024. To be submitted to BoFC in September.
- 7) **Upon approval by the Board, Chief VanCamp will coordinate the implementation of the updated “District Master Plan”**. All draft master plan updates to be presented to the Board at their September regular meeting for initial review and comment.

APPENDIX 3: MONTHLY RESPONSE RECORD

Inc #	Date	Sta Zone	Grid	Location	Alarm Time	Resp Time	Type	Resp	Platoon #
752	1 Aug 24	81C	I16	Friendly Grove @ 36th Ave NE	09:36	5.18	Service Call	4	C
753	1 Aug 24	82A	E18	4520 68th Ave NE	18:13	8.37	BLS Respiratory Prob	3	C
754	1 Aug 24	81E	H20	3721 Milton Ln NE	18:44	6.54	Burn Ban Violation	1	C
755	1 Aug 24	81E	H19	5928 Foxhall Ct NE	20:43	6.23	ALS Respiratory Prob	4	C
756	2 Aug 24	307	J17	1818 Meixner St NE	04:21	5.53	ALS Cardiac Prob	4	C
757	2 Aug 24	81L	G20	6718 Prairie Ridge Dr NE	11:24	11.07	BLS Bleeding	2	A
758	2 Aug 24	82A	E18	4520 68th Ave NE	19:08	8.08	BLS Sick Person	2	A
759	3 Aug 24	82A	F18	5919 Swayne Rd NE	17:19	8.51	BLSY DoA	3	B
760	3 Aug 24	82A	D18	8241 Kerbaugh Rd NE	18:07	16.46	BLSY Leg Pain	3	B
761	3 Aug 24	83A	I16	1426 33rd Ave NE	21:46	7.43	BLS Unk Med Prob	3	B
762	4 Aug 24	81E	G19	4922 Puget Rd NE #229	10:12	8.06	BLS Fall	3	A
763	5 Aug 24	83A	G16	4716 Bellwood Dr NE	23:35	5.46	ALS Respiratory Prob	2	A
764	5 Aug 24	81L	G20	6719 Prairie Ridge Dr NE	18:05	8.44	Service Call	4	B
765	5 Aug 24	81A	I18	3705 34th Ln NE	19:17	3.15	BLSY Fall	1	B
766	5 Aug 24	81L	G20	6718 Prairie Ridge Dr NE	19:33	7.55	BLSY Choking	4	B
767	6 Aug 24	81A	I17	3421 Kegley Meadows Ct NE	17:11	4.29	BLS CVA	4	C
768	6 Aug 24	83A	G16	4716 Bellwood Dr NE	21:20	N/A	BLS Behavioral Issue	4	C
769	7 Aug 24	307	J16	2024 12th Ave NE	09:46	6.32	BLS CVA	3	B
770	7 Aug 24	82C	E20	7306 Puget Beach Rd NE	14:35	5.02	BLSY Lift Assist	3	B
771	7 Aug 24	81A	I17	3323 South Bay Rd NE	17:43	2.22	BLS MVA	4	B
772	8 Aug 24	81E	G19	4922 Puget Rd NE #418	09:50	9.17	BLS Fall	2	C
773	8 Aug 24	82A	E19	7212 71st Way NE	10:27	9.13	BLS Weakness	2	C
774	8 Aug 24	83C	G17	4746 Libby Rd NE	14:10	4.39	ALS Chest Pain	2	C
775	8 Aug 24	81E	I20	7043 Tolmie Dr NE	14:58	10.11	Smoke Investigation	3	C
776	8 Aug 24	81L	F21	6007 Hill St NE	20:53	12.58	Smoke Investigation	4	C
777	8 Aug 24	328	J19	2345 Carpenter Rd NE	21:09	14.56	Service Call	4	C
778	9 Aug 24	83A	H16	4341 Canter Ln NE	07:46	7.11	BLSY Patient Assist	4	A
779	9 Aug 24	81L	G20	5345 St Charles Dr NE	19:40	10.50	BLSY Medical Alarm	4	A
780	10 Aug 24	83A	G15	4806 Cushman Rd NE #133	22:20	4.54	BLSY Patient Assist	2	C
781	11 Aug 24	81A	I18	3630 34th Ln NE	01:16	4.56	BLSY Fall	2	C
782	11 Aug 24	307	K17	2725 12th Ave NE	02:18	7.57	BLS Unk Med Prob	2	C
783	11 Aug 24	307	K16	2501 Sevedge Ct NE	11:10	6.34	BLSY Sick Person	2	A
784	11 Aug 24	82C	F20	5716 Puget Beach Rd NE	18:30	8.14	ALS Abdom Pain	2	A
785	12 Aug 24	82A	D19	8041 Holloway Ln NE	07:20	10.44	BLS Fall	3	B
786	12 Aug 24	82C	F20	63rd @ Puget Beach Rd NE	10:01	7.52	BLS MVA	5	B
787	12 Aug 24	81L	H20	7118 44th Ave NE	15:51	9.54	BLS Sick Person	3	B
788	12 Aug 24	81B	H17	3038 41st Ave NE	19:53	4.05	ALS Chest Pain	3	B
789	13 Aug 24	81H	H18	3944 South Bay Rd NE	07:18	4.36	BLSY Fall	5	A
790	13 Aug 24	307	J16	2504 20th Ave NE	11:28	5.47	ALS Cardiac Prob	3	A
791	13 Aug 24	82A	B19	9946 Johnson Point Rd NE	16:21	10.26	BLS CVA	3	A
792	13 Aug 24	81L	G20	6906 47th Ave NE	17:55	5.50	BLS Respiratory Prob	1	A
793	13 Aug 24	83A	H15	4446 Boston Harbor Rd NE	23:15	4.26	BLSY Fall	2	A
794	14 Aug 24	83A	G15	4806 Cushman Rd NE #133	09:01	3.48	BLSY Fall	2	B
795	14 Aug 24	81L	F21	5627 Indian Crest Ln NE	11:20	7.05	BLSY Fall	3	B
796	14 Aug 24	81H	F18	5618 Sleater Kinney Rd NE	13:20	6.14	BLS Weakness	3	B
797	14 Aug 24	81E	G19	4922 Puget Rd NE #118	16:04	5.55	BLS Fall	3	B
798	14 Aug 24	307	J16	2024 12th Ave NE	19:10	7.01	BLSY Patient Assist	4	B
799	14 Aug 24	83A	G16	5040 Boston Harbor Rd NE	20:09	2.03	BLSY Patient Assist	2	B
800	15 Aug 24	81C	I16	2213 Tom Evans Rd NE	07:09	5.46	BLS Medical Alarm	4	C
801	15 Aug 24	82A	D19	8133 Johnson Point Rd NE	08:54	8.42	ALS Chest Pain	4	C
802	15 Aug 24	83E	E15	342 72nd Ave NE	11:43	21.41	ALS DoA	7	C
803	15 Aug 24	83E	E15	342 72nd Ave NE	13:40	6.34	Service Call	2	C
804	15 Aug 24	81D	I17	3216 26th Ave NE	21:57	5.38	ALS Respiratory Prob	4	C
805	16 Aug 24	81L	G20	7228 Highlands Dr NE	15:03	5.35	ALS CVA	4	B
806	16 Aug 24	83E	E15	312 73rd Ave NE	19:05	6.58	ALS Low BP	2	B
807	16 Aug 24	81E	H19	5717 Middleridge Ct NE	19:16	6.06	BLSY Fall	3	B
808	16 Aug 24	307	J16	2024 12th Ave NE	21:19	7.29	BLSY Fall	3	B

APPENDIX 3: MONTHLY RESPONSE RECORD

Inc #	Date	Sta Zone	Grid	Location	Alarm Time	Resp Time	Type	Resp	Platoon #
809	17 Aug 24	82A	F19	5730 65th Ave NE	04:42	10.52	BLS Medical Alarm	4	B
810	17 Aug 24	81L	F21	8210 61st Ave NE	07:27	11.31	Fire Alarm Activation	4	C
811	17 Aug 24	81E	I20	7003 Tolmie Dr NE	12:08	6.49	ALS Respiratory Prob	4	C
812	17 Aug 24	13-2A	B13	9839 Windward Dr NW	12:48	16.16	BLS Seizure	4	C
813	17 Aug 24	81E	H19	4533 Foxtrail Dr NE	13:10	6.07	Brush 2	5	C
814	17 Aug 24	307	J17	South Bay @ 24th Ave NE	20:12	5.56	Service Call	3	C
815	17 Aug 24	83A	I16	1805 36th Ave NE	20:32	8.23	BLSY Patient Assist	2	C
816	17 Aug 24	81F	H19	4162 Foxhall Dr NE	22:50	N/A	BLS Assist L/E	3	C
817	18 Aug 24	81C	I16	3501 Frogs Leap Ln NE	08:51	N/A	Fire Alarm Activation	2	A
818	18 Aug 24	81E	H20	6646 Hawks Prairie Rd NE	09:34	6.57	BLSY Fall	2	A
819	18 Aug 24	83E	E15	6941 Zangle Rd NE	23:01	6.44	Fire Alarm Activation	4	A
820	19 Aug 24	83A	G15	4805 Cushman Rd NE #52	12:05	4.19	BLS CVA	3	C
821	19 Aug 24	307	J16	2331 Friendly Grove Rd NE	14:00	4.43	BLS Fall	4	C
822	19 Aug 24	83G	C17	3234 Fishtrap Lp NE	14:00	14.33	BLSY Trauma	3	C
823	19 Aug 24	83A	H16	3741 Harrington Ln NE	16:26	5.24	BLS Low BP	3	C
824	19 Aug 24	82A	F19	6410 Johnson Point Rd NE	18:20	7.57	ALS Choking	4	C
825	19 Aug 24	83G	C18	8900 Libby Rd NE	19:01	8.42	ALS Fall	3	C
826	19 Aug 24	82C	F20	5830 Puget Beach Rd NE	19:48	10.07	BLSY Fall	4	C
827	19 Aug 24	83A	G15	4806 Cushman Rd NE #153	22:51	5.11	BLS Unk Med Prob	3	C
828	20 Aug 24	81E	I20	7045 Hawks Prairie Rd NE	01:03	6.55	BLS Rapid HR	3	C
829	20 Aug 24	81H	I18	2835 Sleater Kinney Rd NE	18:09	4.15	BLSY MVA	4	A
830	20 Aug 24	82A	B19	9530 Johnson Point Rd NE	20:35	10.47	ALS Sick Person	3	A
831	20 Aug 24	81F	G19	5242 Johnson Point Rd NE	21:04	27.27	ALS Unk Med Prob	2	A
832	20 Aug 24	83E	E15	7028 Boston Harbor Rd NE	23:35	8.08	BLS MVA	3	A
833	21 Aug 24	81E	H19	4507 Johnson Point Rd NE	16:19	9.27	BLS Respiratory Prob	3	B
834	21 Aug 24	81F	H19	4507 Johnson Point Rd NE	17:18	4.42	BLS Sick Person	3	B
835	21 Aug 24	83A	G16	4902 Boston Harbor Rd NE	20:01	2.46	BLS Unk Med Prob	2	B
836	22 Aug 24	307	J17	1624 South Bay Rd NE	10:11	4.36	BLS Sick Person	3	A
837	22 Aug 24	81A	I17	3225 South Bay Rd NE	11:06	2.03	BLSY Fall	3	A
838	22 Aug 24	81L	F21	8000 57th Ln NE	13:21	9.00	BLSY Unk Med Prob	4	A
839	22 Aug 24	82A	C19	92nd @ Johnson Point Rd NE	19:02	9.16	BLS Allergic Reaction	3	A
840	23 Aug 24	82C	E20	7230 Puget Beach Rd NE	06:01	11.00	Wires Down	4	A
841	23 Aug 24	83E	E15	639 75th Way NE	11:03	7.35	BLSY Sick Person	2	B
842	23 Aug 24	82A	E19	Johnson Point @ 70th Ave NE	21:48	7.57	BLSY Unk Med Prob	4	B
843	24 Aug 24	307	J17	1925 South Bay Rd NE	11:38	N/A	Fire Alarm Activation	2	C
844	24 Aug 24	83A	H16	4341 Canter Ln NE	15:25	5.51	BLSY Fall	3	C
845	25 Aug 24	307	K17	2828 8th Ave NE	09:22	6.07	BLSY Fall	4	B
846	25 Aug 24	307	K17	2725 12th Ave NE	14:18	4.45	BLS Fall	4	B
847	25 Aug 24	81C	I16	2803 Friendly Grove Rd NE	16:29	4.59	BLS DoA	5	B
848	26 Aug 24	O3E	K17	413 Pattison St NE#7	01:01	N/A	Fire 1 (Mutual Aid)	4	B
849	26 Aug 24	83G	C17	8925 Libby Rd NE	03:36	12.26	BLS Medical Alarm	3	B
850	26 Aug 24	81A	I17	3506 Shincke Rd NE	14:51	0.00	BLS Sick Person	4	C
851	26 Aug 24	81E	I20	6018 Tolmie Dr NE	15:25	7.20	BLS Dizziness	3	C
852	26 Aug 24	83C	H16	4525 Libby Rd NE	15:45	4.29	BLSY Fall	3	C
853	26 Aug 24	83E	D15	512 Dover Point Ln NE	16:28	7.02	BLSY Fall	4	C
854	26 Aug 24	307	K17	605 Devoe St NE	18:55	7.03	BLSY Back Pain	4	C
855	26 Aug 24	83E	E15	6941 Zangle Rd NE	19:16	2.21	Service Call	4	C
856	26 Aug 24	83E	E15	548 73rd Ave NE	20:39	7.35	BLS Weakness	3	C
857	27 Aug 24	307	K17	2828 8th Ave NE	02:40	8.15	BLSY Patient Assist	3	C
858	27 Aug 24	82A	B19	9840 Johnson Point Rd NE	07:19	11.32	BLSY Patient Assist	3	A
859	27 Aug 24	82A	B19	9840 Johnson Point Rd NE	15:20	12.42	BLS Patient Assist	3	A
860	27 Aug 24	81A	I17	3017 28th Ln NE	22:55	5.16	BLS Abdominal Pain	4	A
861	28 Aug 24	82A	E19	6006 67th Ave NE	10:57	N/A	BLS Welfare Check	2	C
862	28 Aug 24	82C	F20	5820 Puget Beach Rd NE	12:55	9.26	BLS CVA	2	C
863	28 Aug 24	81C	I16	3115 Friendly Grove Rd NE	18:25	6.01	BLS Sick Person	3	C
864	28 Aug 24	307	J17	2745 26th Ave NE	19:41	3.48	BLS Sick Person	2	C
865	29 Aug 24	81E	H19	5929 Foxhall Ct NE	15:47	6.22	BLS Fall	3	A

APPENDIX 3: MONTHLY RESPONSE RECORD

Inc #	Date	Sta Zone	Grid	Location	Alarm Time	Resp Time	Type	Resp	Platoon #
866	29 Aug 24	83A	G15	4806 Cushman Rd NE #153	19:48	4.52	BLS Diabetic	3	A
867	29 Aug 24	307	J16	1819 Meixner St NE	20:34	5.05	ALS Fall	3	A
868	30 Aug 24	83G	D17	7816 Libby Rd nE	18:38	8.18	ALS Unconscious	3	B
869	30 Aug 24	83A	H16	1607 38th Ln NE	18:44	6.24	BLSY Patient Assist	4	B
870	30 Aug 24	81E	G19	4704 Johnson Point Rd NE	20:31	4.56	ALS CPR	5	B
871	30 Aug 24	307	J16	1313 Edison St NE	21:02	7.49	Service Call	4	B
872	31 Aug 24	91B	L9	2205 Roth Rd SW	04:03	N/A	Fire 1 (Mutual Aid)	1	B
873	31 Aug 24	307	J16	1819 Meixner St NE	09:18	5.09	BLSY DoA	3	A
874	31 Aug 24	81H	G18	4728 Sleater Kinney Rd NE	11:17	3.59	BLS MVA	4	A
875	31 Aug 24	83E	E15	6927 Boston Harbor Rd NE	15:43	11.39	BLSY Sick Person	4	A
876	31 Aug 24	82A	D19	8142 Kerbaugh Rd NE	16:56	9.12	Wires Down	3	A
877	31 Aug 24	81F	H19	5928 Foxhall Ct NE	17:54	6.06	BLSY Fall	3	A
878	31 Aug 24	81K	G19	5142 Puget Rd NE	20:36	6.23	BLS Fall	3	A
879	31 Aug 24	81B	G17	5329 Lemon Rd NE	20:50	8.17	Fire 1	3	A
880	31 Aug 24	81B	F17	5644 Lemon Rd NE	21:19	0.00	Burn Ban Violation	3	A

APPENDIX 5 -- VOLUNTEER STAFFING

Name	Position	Platoon	Name	Position	Platoon
Allan, George	Recruit	A	Hebert, John	Recruit	A
Armstrong, Walker	OSP		Henson, Ronald C	Admin Staff	
Barthule, Tyler J	Admin Staff		Holsather, Ryan	EMT	C
Burton, Terrance M	Recruit	B	Jones, Joel	Recruit	B
Carlton, Susan E	Admin Staff		LaDue, Chris	LT	B
Caron, Judy	Admin Staff		McCann, Dustin	FF/AO	B
Clemens, Jonathan	EMSO		Mcilhenny, Kenan B	Recruit	C
Cochran, Ann	Admin Staff		Mulligan, Tyler	FF/EMT	B
Evans, Paul	EMT	A	Perry, Andrew	EMT	C
Fakkema, Ryan J	FF/EMT/AO	B	Pierce, David W	Recruit	A
Fass, Bonnie	Admin Staff		Poole, James	FF/AO	B
Flaatrud, Silje A	Recruit	A	Poppert, Kenneth	Recruit	B
Foley, Nathaniel W	Recruit	A	Prine, Don	OSP	
Freed, Richard	FF/EMT	C	Reavis, Cody	FF/EMT	A
Gill, Patricia Ann	Admin Staff		Stewart, Christopher	FF/AO	B
Grimaldo, Zachary R	FF/EMT	C	Sullivan, Amber	FF/EMT	C
Hansen, Madison K	Recruit	C	Swenson, Matthew	Recruit	C
Hanson, Kiefer C	FF/EMT	B	Van Kirk, Nick	FF/EMT	A
Hanson, Leif G	Recruit	A	Williams, Ezra T	Recruit	C
Harn, Jakob	FF	A	Williams, Tom	OSP	
Hayes, Dale	FF/EMT/AO	B	Youngs, John	FF/EMT/AO	C
			Zopolis, James P	Admin Staff	