

# DISTRICT MONTHLY REPORT: FEBRUARY 2025

## ADMINISTRATIVE:

- 1) At their February 11<sup>th</sup> regular meeting, the Board approved the update of *District Policy 3-01 "Appointment of Incident Readiness & Response Members"* which will help streamline the process of processing new recruits into the IR&R force.

## MASTER PLANNING: Monthly Status Report:

2025 Goal #1--REVIEW & UPDATE OF IR&R POLICIES: see **Appendix 1**.

2025 Goal #2--STAFFING PLAN IMPLEMENTATION: see **Appendix 2**.

- 1) The Board was briefed in depth by Chief LeMay at their February 11<sup>th</sup> regular meeting on 2025 goals and objectives as well as the status of current IR&R staffing.
- 2) On February 12<sup>th</sup>, Chief LeMay provided two general presentations for all members regarding plans and processes for addressing 2025 Goal & Objectives. The presentations both in-person and virtual were held during the daytime and evening.

## PUBLIC RELATIONS & COMMUNITY SERVICES:

District monthly WEBSITE contacts: page views: 809.

- 1) The annual Boston Harbor Association organizational meeting was held on February 19<sup>th</sup> at Station 8-3 (North Olympia); Chief VanCamp provided a brief report on the progress with the District's five year financial and staffing plans.

**EMERGENCY RESPONSE:** Total of 219 calls to date in 2025; 175 for 2008-24 average; (see attached **Monthly Call Summary Report Appendix 3**);

- 1) Type of responses for the month:

	Fire	ALS	BLS	Pub Sfty	False	Total
<b>2025 In FD8</b>	6	13	53	11	5	<b>88</b>
<b>2025 Total</b>	7	17	67	11	7	<b>109</b>
<b>2024 Total</b>	6	94	(Tot EMS)	11	3	<b>99</b>
<b>Average</b> <small>NOTE 1</small>	5	64	(Tot EMS)	9	3	<b>81</b>

- 2) Average number of responders-per-incident for the month:

Total	Daytime	Night	Weekend
<b>3.5</b>	3.4	3.5	3.8

- 3) Performance measures to *Target Levels of Service\** for the month/year:

Response Zone	EMS			Fire		
	Total	Meet	Pct	Total	Meet	Pct
Station 8-1	33	24	73%	2	2	100%
Station 8-2	13	0	0%	1	0	0%
Station 8-3	19	15	79%	1	1	100%

Average	EMS			Fire		
	Total	Meet	Pct	Total	Meet	Pct
<b>Avg 2025 To Date</b>	72.0	48.5	67%	3.2	2.7	84%
Avg 2024	72.3	44.8	62%	2.5	2.3	90%
Avg 08-24 <small>NOTE 2</small>	58.3	36.5	63%	3.3	2.5	74%

\*KEY: EMS targets: minimum 2 responders on scene within 8 minutes

Fire targets: minimum 4 responders on scene within 10 minutes  
 Does not include false alarms, service calls, mutual aid outside District.  
 NOTE 1: Combination of pre-merger FD7 and FD8, for 2008-2024 (monthly average)  
 NOTE 2: Combination of pre-merger FD7 and FD8, average for 2008-2024

- 4) BLS transports by FD8 for the month: 1.
- 5) Delayed responses for the month:

FD8	Date	Sta	Time	R/T	Incident Type	Comments	Platoon
119	3 Feb 25	82A	15:38	10.40	BLS EToH	10-12 min travel time from Sta 8-1	B
124	5 Feb 25	82B	17:46	9.19	ALS Chest Pain	10-12 min travel time from Sta 8-1	A
128	6 Feb 25	82A	16:12	12.07	BLS CVA	10-12 min travel time from Sta 8-1	C
130	7 Feb 25	82A	01:59	14.26	BLSY Patient Assist	10-12 min travel time from Sta 8-1; non-emergency	C
135	8 Feb 25	82A	11:15	10.53	BLSY Fall	10-12 min travel time from Sta 8-1; non-emergency	B
139	9 Feb 25	82A	20:04	11.49	BLS Fall	10-12 min travel time from Sta 8-1	A
141	10 Feb 25	82B	07:33	12.17	BLS Dizziness	10-12 min travel time from Sta 8-1	B
146	12 Feb 25	82A	09:37	11.02	BLS Fall	10-12 min travel time from Sta 8-1	B
149	14 Feb 25	81K	00:34	9.57	ALS Cardiac Prob	Difficulty in gaining access at security gate	C
153	14 Feb 25	81F	18:49	11.00	BLS Hip Pain	E-35 response from Sta 3-5	A
173	21 Feb 25	81L	01:11	9.31	BLS Back Pain	E-35 response from Sta 3-5	C
176	21 Feb 25	81F	08:23	10.55	ALS Back Pain	Difficulty in gaining access at security gate	B
187	23 Feb 25	82A	19:25	12.01	BLSY Patient Assist	10-12 min travel time from Sta 8-1; non-emergency	A
188	24 Feb 25	82B	05:07	11.42	BLS Respiratory Prob	10-12 min travel time from Sta 8-1	A
190	24 Feb 25	82A	16:01	12.19	BLSY Patient Assist	10-12 min travel time from Sta 8-1; non-emergency	C
195	25 Feb 25	82A	04:23	16.14	Fire 2	Difficulty due to storm related conditions	C
206	26 Feb 25	82A	17:34	10.10	BLSY Fall	Concurrent call(s), delayed response; non-emergency	B
215	28 Feb 25	83A	10:40	10.49	BLSY Sick Person	10-12 min travel time from Sta 8-1; non-emergency	A

**IR&R STAFFING LEVELS:** Staffing levels for the month:

Staffing Targets by Position:		Station 8-1	Station 8-3	Note
Engine	Platoon A (Shifts 1, 3 & 8)	100%	100%	
	Platoon B (Shifts 2,4 & 6)	100%	90%	
	Platoon C (Shifts 5,7 & 9)	100%	78%	
Aid Unit	Platoon A (Shifts 1, 3 & 8)	0%	0%	B
	Platoon B (Shifts 2,4 & 6)	0%	10%	B
	Platoon C (Shifts 5,7 & 9)	5%	22%	B
	Battalion Chief on duty	89%		A
	Operations Support (Tenders)	100%		D
	Staffing at Station 8-2 (Johnson Point)	0 Shifts		E
<b>Sub-total</b>	<b>Station 8-3 (North Olympia) Staffing for Month</b>	<b>100%</b>		<b>C</b>
<b>Total</b>	<b>District Wide Staffing for the Month:</b>	<b>100%</b>		<b>C</b>

**Notes:**

- A) Does not include BC assigned as Company Officer if needed;
- B) Does not include cross-staffing from engine company if needed;
- C) Includes minimum target staffing of Aid Unit 83 at Station 8-3;
- D) Operations Support Program staff for on-call Tender response; and
- E) Supplemental staffing at Station 8-2 if available on shift (number of 24-hr shifts counted).

Volunteer Staffing: roster for the current month: see **Appendix 4**.

**PERSONNEL MANAGEMENT, SAFETY & TRAINING:**

- 1) 1<sup>st</sup> Quarter fire training topics:
  - Map test (Q4/24)
  - Blue Card refresher
  - Quarterly SCBA
  - Winter driving
- 2) 1<sup>st</sup> Quarter EMS & Medic-One OTEP:
  - CPR adult

- 3) Leadership:
  - Battalion and company level officer training
  - Safety training for supervisors
- 4) Annual requirements:
  - Blood-borne pathogens
  - Driver's training
  - First-aid training & certification (firefighters)
  - Haz-mat operations
  - Hazard communications; employee right-to-know
  - Hearing protection
  - Heat & cold stress
  - Lead awareness training
  - Portable fire extinguishers
  - Respiratory protection equipment training & testing
  - Self-contained breathing apparatus fit testing
  - Technical rescue training
  - Asbestos awareness training
- 5) Other Meetings:
  - Facilities & Equipment Team (Chief, AC and F&E Staff), (February 10<sup>th</sup>);
  - All Officers Staff meeting (No meeting);
  - Training & Education Team (Chief, AC and Training Officer), (February 3<sup>rd</sup>);
  - Health & Safety Team (Chief, AC, Health & Safety Officer), (No meeting);
  - District Community Outreach Team, (February 18<sup>th</sup>);
  - District Senior Management (Assistant Chief & Battalion Chiefs), (February 27<sup>th</sup>);
  - The South Bay Firefighters' Association (SBFFA) (no meeting);
  - Labor Management Committee (No meeting); and
  - Safety Committee (No meeting).

### **PERSONNEL MANAGEMENT, RELATIONS:**

- 1) The annual District member awards and recognition banquet was held on February 1<sup>st</sup> at the River's Edge Restaurant in Tumwater. Among those honored include: for 1 year service: George Allen, Paul Evans, Jake Hunter, Ernest Smith and Matthew Swenson; for 2 years service: Kristian Baldwin, Tyler Barthule, Zachary Grimaldo, Kenneth Poppert, Cody Revis and Kyle Yenne; for 3 years service: Justin DeGagne and Art Mize; for 4 years service: Darrel Clowes and Christian Valdez; for 5 years service: Daniel Bivens, Allie Choate, Richard Freed, Pam Long and Devin McCosh; for 8 years of service: Janet Notarianni, Amber Sullivan and Thomas Williams; for 15 years service: Judy Caron and Jim Zopolis; for 20 years service: James Poole; and for 25 years of service: Walker Armstrong. The winner of the Outstanding Servant Attitude Award was Tyler Barthule. The 2024 Volunteer Member of the Year was Don Prine. The 2024 Career Member of the Year was Kyle Yenne. The 2024 Officer of the Year was Travis Osborne. Congratulations to all awardees and a good time was had by all!
- 2) On February 3<sup>rd</sup>, FF-EMT Zachary Grimaldo began his service with the District as a career member after having served as a volunteer for two years. Congratulations Zach in your new role with the team!
- 3) On February 25<sup>th</sup> Chiefs VanCamp and LeMay interviewed five lateral candidates for the position of career FF-EMT.

### **EQUIPMENT & FACILITIES:**

- 1) Apparatus & Equipment:
  - a. No report.
- 2) Facilities:
  - a. No report.
- 3) Information Technology:
  - a. 17 active work stations, 1 on-site server, with overall "health" at 88%.
  - b. 13 reactive and 6 proactive service orders for the month.

c. 32 users have multi-factor authentication enabled.

**FINANCIAL:** (see also Budget Reports provided by the District Secretary).

Cash Balance	Fund 6680 Operations	Note	Fund 6681 CR&R	Note	Fund 6683 Reserve	Note	Fund 6685 Cap Fac Proj	Note
<b>Beg. 1 Jan 25</b>	\$ 929,078		\$ 891,077		\$ 1,807,634		\$ 103,106	
<b>Current Balance</b>	\$ 369,171	1,3	\$ 887,032	1,3	\$ 1,816,106	1,3	\$ 30,865	1,3
<b>Budget End Bal</b>	\$ 1,651,686	2,4,5	\$ 526,504	2,5	\$ 2,014,758	2,5	\$ 31,998	2,4

**Notes:**

- 1: As of 1 March 2025.
- 2: Estimates based upon preliminary tax revenue calculations & fully accounted expensed for remaining budget year.
- 3: Interest rates for current period:  
 LGIP Pool: 1.74 %  
 TCIP Pool: 1.81 %.
- 4: Includes transfer of \$72,500 from Fund 6685 into Fund 6680 in February 2025.
- 5: Includes transfer of \$384,406 from Fund 6680 into Fund 6681 and \$192,988 from Fund 6680 into Fund 6683 in November 2025.

Operating Cash Flow: projected for the year: see **Appendix 5**.

Operating Expenditures vs Budget: **Appendix 5a**




# 2025 District **Goal #1** Status Report

## February


### STATUS:



On Track



Some Delay/Difficulty



Significant Impact

The District will conduct a review and update of its Incident Readiness & Response (IR&R) policies, procedures and operational guidelines to conform with its *District IR&R Master Plan*. The updates will serve to (a) clarify services provided (i.e. emergency medical services, fire suppression, emergency marine-type events, technical rescue services, mobilization and hazardous materials incident response), (b) promote interoperability (operational, training, equipment) and (c) ensure program currency (compliance with rules, monitoring performance, training).

- 1)  Review and prioritize current policies & procedures by Chief LeMay by February 2025. Chief LeMay implemented a four-team approach to reviewing & updating (*to be reported at March BoFC meeting*).
- 2)  Coordinate review and update by Chief LeMay by April 2025.
- 3)  Chief LeMay to submit draft updates to Chief VanCamp by June 2025.
- 4)  Chief VanCamp to submit approved drafts to Board by July 2025.
- 5)  Implementation of operational changes by Chief LeMay by November 2025.




## 2025 District **Goal #2** Status Report February


### STATUS:



On Track






Some Delay/Difficulty



Significant Impact

The District will review and update its IR&R staffing requirements and implementation process as outlined in its *District Five-Year Master Plan* and its *District IR&R Master Plan* to address the (a) recruitment, (b) selection, (c) on-boarding, (d) initial training and (e) deployment of both volunteer and career responders into the District IR&R force. The goal is to have 25 volunteer and 28 career responders by the year 2028.

- 1)  Chief LeMay to provide assessment of volunteer and career IR&R staffing levels, financial resources, logistical needs and any human resource program limitations and propose changes to Chief VanCamp by January 2025. Decision made on targets for hiring in 2025, including 6 lateral FF-EMT positions and updating Lieutenant register in spring.
- 2)  Chief VanCamp will review and approve implementation of recommendations from Objective #1 by February 2025. Lateral candidate interviews conducted and advertisement posted for further lateral candidate positions; planned hiring process for FF-EMTs in April.
- 3)  Chief LeMay will oversee implementation of hiring and promotional activities commensurate with the approved plan no later than December 2025.

### APPENDIX 3: MONTHLY RESPONSE RECORD

Inc #	Date	Sta Zone	Grid	Location	Alarm Time	Resp Time	Type	Resp	Platoon #
111	1 Feb 25	83C	G16	4941 Libby Rd NE	01:42	6.24	BLSY Fall	2	B
112	2 Feb 25	81F	G20	5030 Foxtrail Dr NE	17:06	4.57	Gas Leak Inside	7	C
113	2 Feb 25	81A	F17	7300 Woodard Bay Rd NE	18:11	15.10	Service Call	3	C
114	2 Feb 25	81B	H17	3222 36th Ave NE	20:21	3.22	BLSY MVA	7	C
115	3 Feb 25	81H	I18	3332 Sleater Kinney Rd NE	08:52	6.30	BLS Pain	3	B
116	3 Feb 25	307	J17	1600 South Bay Rd NE	10:40	5.04	BLS Check Welfare	3	B
117	3 Feb 25	O3E	K17	3540 Pacific Ave SE	13:07	N/A	Fire Alarm Activation	4	B
118	3 Feb 25	82A	D19	8100 Johnson Point Rd NE	14:06	N/A	Fire Alarm Activation	3	B
119	3 Feb 25	82A	E19	4709 76th Ave NE	15:38	10.40	BLS ETOH	4	B
120	4 Feb 25	81B	G17	5403 Lemon Rd NE	08:50	8.25	Smoke Investigation	3	C
121	4 Feb 25	313A	N23	9838 Mullen Rd NE	09:42	7.18	Fire 1 (Mutual Aid)	1	C
122	4 Feb 25	83C	G16	5303 Libby Rd NE	22:22	8.31	BLS Shoulder Pain	4	C
123	5 Feb 25	91A	I17	3305 Lilly Rd NE	11:06	2.12	BLSY Unk Med Prob	2	A
124	5 Feb 25	82B	D20	6143 78th Ave NE	17:46	9.19	ALS Chest Pain	2	A
125	5 Feb 25	83A	G15	4805 Cushman Rd NE #19	18:41	3.00	BLS Swelling	2	A
126	5 Feb 25	307	J17	1925 South Bay Rd NE	21:09	N/A	Fire Alarm Activation	2	A
127	6 Feb 25	81L	F21	7643 58th Ave NE	11:04	7.51	BLS Abdom Pain	4	C
128	6 Feb 25	82A	B19	9840 Johnson Point Rd NE	16:12	12.07	BLS CVA	3	C
129	6 Feb 25	81A	I18	3630 34th Ln NE	20:09	3.54	BLSY Patient Assist	3	C
130	7 Feb 25	82A	D19	7641 Taryn Ln NE	01:59	14.26	BLSY Patient Assist	3	C
131	7 Feb 25	83E	E15	602 Bromley Ln NE	02:00	6.08	BLSY Patient Assist	3	C
132	7 Feb 25	81L	F21	5611 Whispering Pines St NE	04:20	8.24	BLS Unk Med Prob	4	C
133	7 Feb 25	81A	I17	3444 South Bay Rd NE	15:02	3.26	BLSY Fall	3	A
134	7 Feb 25	81F	G19	4615 Foxtrail Dr NE	22:15	8.06	BLSY Hip Pain	3	A
135	8 Feb 25	82A	D19	7641 Taryn Ln NE	11:15	10.53	BLSY Fall	3	B
136	8 Feb 25	83A	G16	5339 Heights Ln NE	11:33	6.35	Gas Leak Inside	4	B
137	8 Feb 25	81A	I17	3111 South Bay Rd NE	13:09	2.28	BLSY MVA	4	B
138	8 Feb 25	308	J18	1308 Alonda Ln NE #A	15:36	9.28	BLSY Fall	3	B
139	9 Feb 25	82A	B19	9935 Point View St NE	20:04	11.49	BLS Fall	4	A
140	9 Feb 25	83A	H15	4139 Boston Harbor Rd NE	23:38	6.52	Fire Alarm Activation	3	A
141	10 Feb 25	82B	D20	8220 Walnut Rd NE	07:33	12.17	BLS Dizziness	4	B
142	10 Feb 25	307	K17	1043 South Bay Rd NE	14:19	5.11	BLS Medical Alarm	4	B
143	10 Feb 25	81B	G17	5406 Lemon Rd NE	17:43	6.00	Fire 2	8	B
144	11 Feb 25	307	J16	2524 20th Ave NE	07:49	7.08	BLS Unconscious	4	C
145	11 Feb 25	307	K17	639 Pattison St NE #B	16:45	7.04	BLS Syncope	3	C
146	12 Feb 25	82A	C18	9143 Otis Beach St NE	09:37	11.02	BLS Fall	4	B
147	12 Feb 25	81J	I16	1715 33rd Ave NE	12:35	5.41	BLS Fall	4	B
148	13 Feb 25	81C	I16	3517 Frogs Leap Ln NE	08:18	4.32	BLS Weakness	4	C
149	14 Feb 25	81K	F19	5926 Puget Rd NE	00:34	9.57	ALS Cardiac Prob	4	C
150	14 Feb 25	81A	I17	3240 South Bay Rd NE	15:08	3.09	Fire Alarm Activation	4	A
151	14 Feb 25	83A	G15	4806 Cushman Rd NE #153	18:16	7.39	BLS Assist L/E	2	A
152	14 Feb 25	81B	G17	5403 Lemon Rd NE	18:39	6.15	Private Vehicle Fire	4	A
153	14 Feb 25	81F	G19	4615 Foxtrail Dr NE	18:49	11.00	BLS Hip Pain	4	A
154	14 Feb 25	81C	H16	4023 Libby Rd NE	21:10	5.27	ALS Respiratory Prob	3	A
155	15 Feb 25	81H	G18	5044 Sleater Kinney Rd NE	00:55	7.16	BLS Medical Alarm	3	A
156	15 Feb 25	81A	I18	3630 34th Ln NE	17:26	4.03	BLS Low BP	3	C
157	15 Feb 25	81L	F21	7643 58th Ave NE	22:47	8.53	BLSY Fall	2	C
158	16 Feb 25	81A	I16	3303 Libby Rd NE	07:12	4.39	ALS Respiratory Prob	3	A
159	16 Feb 25	83E	F15	6315 Gull Harbor Rd NE	16:30	10.02	Fire Alarm Activation	2	A
160	17 Feb 25	81E	H20	6646 Hawks Prairie Rd NE	05:44	7.36	BLS Sick Person	4	A
161	17 Feb 25	83A	G16	5504 Heights Ln NE	07:48	4.29	BLS Sick Person	2	B
162	17 Feb 25	81H	G18	5044 Sleater Kinney Rd NE	08:39	4.46	BLS Unk Med Prob	3	B
163	17 Feb 25	81A	I17	3329 33rd Ln NE	13:31	2.25	ALS Chest Pain	3	B
164	18 Feb 25	94A	F13	5933 Buckthorn Ct NW	10:12	N/A	BLS Sick Person	4	A
165	18 Feb 25	81J	I15	1132 26th Ave NE	14:04	4.21	Fire 1	9	A
166	18 Feb 25	307	J17	South Bay @ 26th Ave NE	14:55	N/A	ALS MVA	5	A
167	19 Feb 25	307	J17	2429 South Bay Rd NE	04:21	4.29	ALS CPR	3	A

### APPENDIX 3: MONTHLY RESPONSE RECORD

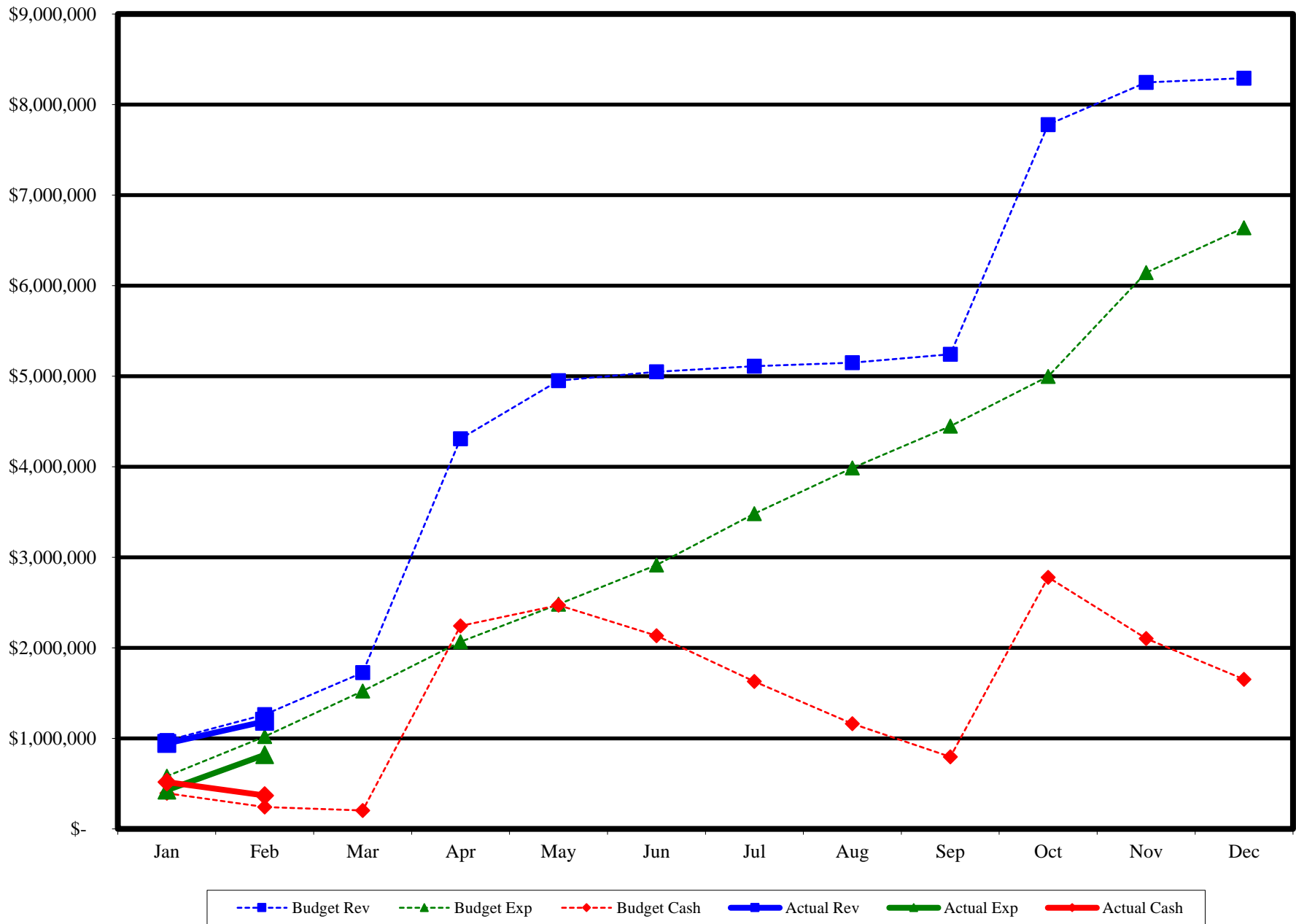
Inc #	Date	Sta Zone	Grid	Location	Alarm Time	Resp Time	Type	Resp	Platoon #
168	19 Feb 25	307	K17	639 Pattison St NE #B	07:08	6.54	ALS Respiratory Prob	4	B
169	19 Feb 25	83A	G15	4806 Cushman Rd NE #164	16:05	3.37	BLS Choking	4	B
170	19 Feb 25	81G	H19	3701 Carpenter Rd NE	21:16	6.56	BLSY MVA	4	B
171	20 Feb 25	81A	I17	3425 Shincke Rd NE	15:25	3.29	BLSY Unk Med Prob	5	C
172	20 Feb 25	83A	H16	1721 46th Ave NE	18:56	4.00	BLS Fall	3	C
173	21 Feb 25	81L	F21	5611 Whispering Pines St NE	01:11	9.31	BLS Back Pain	2	C
174	21 Feb 25	81A	I17	3444 South Bay Rd NE	01:15	3.02	Fire Alarm Activation	5	C
175	21 Feb 25	83C	G16	4941 Libby Rd NE	06:50	6.52	ALS Fall	2	B
176	21 Feb 25	81F	G19	4922 Puget Rd NE #322	08:23	10.55	ALS Back Pain	4	B
177	21 Feb 25	307	J16	2024 12th Ave NE	13:27	5.55	BLS Respiratory Prob	3	B
178	21 Feb 25	307	J17	3111 Lindell Rd NE	15:18	6.38	BLS Unk Med Prob	3	B
179	21 Feb 25	81F	G19	4922 Puget Rd NE #807	17:13	N/A	BLS Unk Med Prob	3	B
180	21 Feb 25	81A	I16	2649 Libby Rd NE	20:59	4.32	ALS Unconscious	3	B
181	21 Feb 25	81L	G20	6718 Prairie Ridge Dr NE	23:44	8.38	BLSY Patient Assist	4	B
182	22 Feb 25	83A	I16	1426 33rd Ave NE	13:55	4.79	ALS Chest Pain	4	C
183	23 Feb 25	307	K17	2828 8th Ave NE	08:41	6.05	BLS Sick Person	4	A
184	23 Feb 25	81A	I17	2741 33rd Trl NE	09:09	4.27	ALS Respiratory Prob	4	A
185	23 Feb 25	307	K17	2725 12th Ave NE	11:34	4.49	BLS Fall	4	A
186	23 Feb 25	307	J17	South Bay @ 26th Ave NE	14:25	3.32	BLS MVA	7	A
187	23 Feb 25	82A	B19	9840 Johnson Point Rd NE	19:25	12.01	BLSY Patient Assist	4	A
188	24 Feb 25	82B	D20	8210 Walnut Rd NE	05:07	11.42	BLS Respiratory Prob	4	A
189	24 Feb 25	307	K17	507 Devoe St NE #A	09:54	6.55	BLS Sick Person	3	C
190	24 Feb 25	82A	D19	7641 Taryn Ln NE	16:01	12.19	BLSY Patient Assist	3	C
191	24 Feb 25	83E	D16	7810 Zangle Rd NE	18:01	7.15	BLS Abdom Pain	5	C
192	25 Feb 25	82A	F19	Johnson Point @ 65th Ave NE	00:42	9.48	Service Call	3	C
193	25 Feb 25	81H	H18	4200 Sleater Kinney Rd NE	01:21	0.00	Wires Down	3	C
194	25 Feb 25	82A	D19	8100 Johnson Point Rd NE	04:07	11.02	Wires Down	3	C
195	25 Feb 25	82A	B19	9530 Johnson Point Rd NE	04:23	16.14	Fire 2	9	C
196	25 Feb 25	81H	H18	Sleater Kinney @ South Bay Rd NE	04:25	18.06	Wires Down	3	C
197	25 Feb 25	83E	F15	6538 Boston Harbor Rd NE	04:44	6.54	BLS Seizure	2	C
198	25 Feb 25	83A	E17	7023 Woodard Bay Rd NE	08:44	6.36	Wires Down	4	C
199	25 Feb 25	83E	D16	8300 Zangle Rd NE	12:22	0.00	Service Call	2	C
200	25 Feb 25	81H	G18	5402 South Bay Terrace Dr NE	18:10	7.48	Wires Down	3	A
201	25 Feb 25	81F	G19	4922 Puget Rd NE #102	18:43	6.48	BLS Respiratory Prob	3	A
202	26 Feb 25	83G	C17	Lovejoy @ Fishtrap Lp NE	02:09	15.19	BLSY Assist L/E	2	A
203	26 Feb 25	81H	H18	4009 Sleater Kinney Rd NE	11:15	4.30	Wires Down	3	B
204	26 Feb 25	81J	I16	1931 33rd Ave NE	14:54	4.50	BLSY Fall	3	B
205	26 Feb 25	83A	H15	4221 Boston Harbor Rd NE	17:10	6.47	ALS Respiratory Prob	3	B
206	26 Feb 25	82A	E18	7012 Kellogg Dr NE	17:34	10.10	BLSY Fall	3	B
207	27 Feb 25	81C	I16	3540 Friendly Grove Rd NE	08:51	4.43	CO Alarm	4	A
208	27 Feb 25	307	J17	2611 19th Ct NE	09:45	4.47	BLS Bleeding	3	A
209	27 Feb 25	307	K17	507 Devoe St NE #A	11:27	4.16	ALS Chest Pain	3	A
210	27 Feb 25	81H	G18	5044 Sleater Kinney Rd NE	16:18	4.39	BLSY Patient Assist	3	A
211	27 Feb 25	83A	G16	2312 46th Ave NE	17:10	5.18	BLS Sick Person	2	A
212	27 Feb 25	81H	G18	5044 Sleater Kinney Rd NE	17:49	4.42	BLS Medical Alarm	3	A
213	27 Feb 25	83A	G16	1605 Mercantile Ln NE	19:48	2.23	ALS CPR	5	A
214	28 Feb 25	81E	H20	3802 Owl Ln NE	05:09	8.38	BLSY Patient Assist	4	A
215	28 Feb 25	83A	I16	1426 33rd Ave NE	10:40	10.49	BLSY Sick Person	2	A
216	28 Feb 25	83A	G15	4806 Cushman Rd NE #133	12:16	5.19	BLSY Patient Assist	2	A
217	28 Feb 25	81L	G20	7241 Highlands Dr NE	12:29	6.30	BLS Fall	4	A
218	28 Feb 25	83A	G15	4806 Cushman Rd NE #157	14:38	8.16	BLS Fall	3	A
219	28 Feb 25	82A	E19	5041 70th Ave NE	23:44	8.28	ALS Fall	4	A



## APPENDIX 4 -- VOLUNTEER STAFFING

NAME	RANK / STATUS	PLATOON	NAME	RANK / STATUS	PLATOON
Allan, George	EMT	A	Ikejiri, Natasha F	Recruit	
Armstrong, Walker	OSP		LaDue, Chris	Lieutenant	B
Barthule, Tyler J	Admin Support		Lepkowski, Mason A	Recruit	C
Benson, Adam M	Recruit		McCann, Dustin	FF/AO	B
Burton, Terrance M	Recruit	B	Mcilhenny, Kenan B	EMT	C
Carlton, Susan E	Admin Support		Mize, Art	Chaplain	
Caron, Judy	Admin Support		Perry, Andrew	EMT	C
Clemens, Jonathan	EMSO/Chaplain		Pierce, David W	Recruit	A
Evans, Paul	Leave of Absence	1/2/2025	Poole, James	FF/AO	B
Fass, Bonnie	Admin Support		Poppert, Kenneth	FF	B
Foley, Nathaniel W	Recruit	A	Prine, Don	OSP	
Freed, Richard	FF/EMT	C	Reavis, Cody	FF/EMT	A
Gill, Patricia Ann	Admin Support		Shepherd-Gaw, Isaiah S	Recruit	
Grimaldo, Zachary R	FF/EMT	A	Snell, Brandon A	Recruit	
Hansen, Madison K	Recruit	C	Stewart, Christopher	FF/AO	B
Hanson, Kiefer C	FF	B	Sullivan, Amber	FF/EMT	C
Hanson, Leif G	EMT	A	Swenson, Matthew	Recruit	C
Harn, Jakob	FF	A	Villavicencio, Johann	Recruit	
Hayes, Dale	Leave of Absence	1/21/2025	Williams, Ezra T	EMT	C
Henson, Ronald C	Admin Support		Williams, Tom	OSP	
Holden, Brian P	Recruit		Youngs, John	FF/EMT/AO	C
			Zopolis, James P	Admin Support	

## APPENDIX 5 - 2025 BUDGET VS ACTUAL, CASH BALANCE



## APPENDIX 5A -- MONTHLY OPERATING EXPENDITURE VS BUDGET

