

DISTRICT MONTHLY REPORT: OCTOBER 2024

ADMINISTRATIVE:

- 1) At their October 8th regular meeting, the Board approved updates to District Policy 3-20 “Anti-harassment and Anti-discrimination”.
- 2) On October 16th, Chief LeMay attended a meeting hosted by East Olympia FD6 regarding invoicing practices for BLS ambulance service.
- 3) On October 28th Chief VanCamp and Secretary Stumpf met with Guy Tervene with Homeland Security—FEMA to begin close-out of the COVID-19 pandemic public assistance grant process.
- 4) On October 31st Chief VanCamp and Secretary Stumpf met with staff from the State Auditor’s Office in regard to the upcoming regular financial and accountability audit to be conducted during November.

MASTER PLANNING: Monthly Status Report:

2024 Goal #1--2024-2028 FINANCIAL PLAN: see **Appendix 1**.

2024 Goal #2--Update Phase III District Master Plan: see **Appendix 2**.

- 1) At their October 8th regular meeting, Chief VanCamp presented the Board with the draft 2025 District Master Plan updates for Facilities & Equipment, Community Communications & Risk Reduction, Incident Readiness & Response, Health & Wellness and Training & Education; all were approved.

PUBLIC RELATIONS & COMMUNITY SERVICES:

District monthly WEBSITE contacts: page views: 593.

- 1) During the Board’s regular meeting on October 8th, Chief VanCamp presented a public workshop on the District’s Proposition One; several members of the public were present.
- 2) On October 17th, Chief LeMay attended a meeting hosted by the Department of Natural Resources regarding public preparedness training on wildland urban interface fire protection.
- 3) On October 25th, the Engine 81 crew participated in South Bay Elementary School’s “trunk or treat” event.
- 4) On October 30th Chief VanCamp participated in the seasonal weather briefing coordinated by the Thurston County Emergency Management Division.

EMERGENCY RESPONSE: Total of 1,077 calls to date in 2024; 872 for 2008-23 average; (see attached **Monthly Call Summary Report Appendix 3**);

- 1) Type of responses for the month:

	Fire	ALS	BLS	Pub Sfty	False	Total
2024 In FD8	0	19	51	4	9	83
2024 Total	0	21	61	4	9	95
2023 Total	11	84	(Tot EMS)	17	4	116
Average ^{NOTE 1}	7	66	(Tot EMS)	10	3	86

2) Average number of responders-per-incident for the month:

Total	Daytime	Night	Weekend
3.4	3.4	3.4	3.4

3) Performance measures to *Target Levels of Service** for the month/year:

Response Zone	EMS			Fire		
	Total	Meet	Pct	Total	Meet	Pct
Station 8-1	39	22	56%	0	0	0%
Station 8-2	7	0	0%	0	0	0%
Station 8-3	21	7	33%	0	0	0%

Average	EMS			Fire		
	Total	Meet	Pct	Total	Meet	Pct
Avg 2024 To Date	71.8	44.9	63%	2.3	2.0	87%
Avg 2023	74.5	45.1	61%	3.4	2.8	80%
Avg 08-23 ^{NOTE 2}	57.4	35.9	63%	3.4	2.5	74%

*KEY: EMS targets: minimum 2 responders on scene within 8 minutes
Fire targets: minimum 4 responders on scene within 10 minutes
 Does not include false alarms, service calls, mutual aid outside District.
 NOTE 1: Combination of pre-merger FD7 and FD8, for 2008-2023 (monthly average)
 NOTE 2: Combination of pre-merger FD7 and FD8, average for 2008-2023

4) BLS transports by FD8 for the month: 0.

5) Delayed responses for the month:

FD8	Date	Sta	Time	R/T	Incident Type	Comments	Platoon
993	2 Oct 24	83E	14:01	10.50	BLS Abdominal Pain	10-12 min travel time from Sta 8-1	A
994	2 Oct 24	81L	22:59	9.34	BLSY Patient Assist	Engine 35 responded from Sta 35; non-emergency	A
998	3 Oct 24	82A	15:24	15.54	BLSY Fall	10-12 min travel time from Sta 8-1; non-emergency	C
999	4 Oct 24	81A	03:36	9.12	ALS Sick Person	8-10 min travel time from Sta 8-1	C
1002	5 Oct 24	82A	12:20	14.31	BLSY Fall	10-12 min travel time from Sta 8-1; non-emergency	B
1007	7 Oct 24	81L	00:22	14.52	BLS Fall	10-12 min travel time from Sta 8-1; non-emergency	A
1022	12 Oct 24	82A	05:18	12.26	BLS Abdominal Pain	Delay in obtaining correct address	A
1023	13 Oct 24	81L	14:08	11.58	BLSY Patient Assist	10-12 min travel time from Sta 8-1; non-emergency	A
1024	13 Oct 24	81L	19:25	10.34	BLS Suicide	Staged by L/E	A
1039	18 Oct 24	83A	13:14	9.19	BLSY Fall	8-10 min travel time from Sta 8-1; non-emergency	B
1041	19 Oct 24	81B	04:35	10.56	BLSY Fall	8-10 min travel time from Sta 8-1; non-emergency	B
1047	21 Oct 24	83G	09:05	15.01	ALS Sick Person	TCOMM did not record initial unit arrival time	C
1054	23 Oct 24	83A	04:16	9.49	ALS Sick Person	8-10 min travel time from Sta 8-1	A
1057	24 Oct 24	81E	00:16	19.14	BLS Back Pain	Delay with security gate	B
1060	24 Oct 24	83A	17:17	35.23	BLS Assist L/E	Staged by L/E	A
1064	25 Oct 24	82B	21:21	11.42	BLS Unk Med Prob	10-12 min travel time from Sta 8-1	B
1073	28 Oct 24	82A	11:26	11.22	BLS Respiratory Prob	10-12 min travel time from Sta 8-1	C
1074	29 Oct 24	83E	08:29	9.50	BLS Unk Med Prob	8-10 min travel time from Sta 8-1	B
1075	30 Oct 24	81E	05:07	9.14	BLS Medical Alarm	Engine 35 responded from Sta 35	B
1077	31 Oct 24	83A	00:44	9.18	ALS Sick Person	8-10 min travel time from Sta 8-1	B
1078	31 Oct 24	81F	05:58	23.47	ALS Fall	TCOMM did not record initial unit arrival time	B
1079	31 Oct 24	83G	09:10	14.18	BLSY Fall	10-12 min travel time from Sta 8-1; non-emergency	A
1081	31 Oct 24	83G	11:30	15.25	BLSY Fall	12-14 min travel time from Sta 8-1; non-emergency	A

IR&R STAFFING LEVELS: Staffing levels for the month:

Staffing Targets by Position:		Station 8-1	Station 8-3	Note
Engine	Platoon A (Shifts 1, 3 & 8)	100%	0%	
	Platoon B (Shifts 2,4 & 6)	100%	65%	
	Platoon C (Shifts 5,7 & 9)	100%	73%	
Aid Unit	Platoon A (Shifts 1, 3 & 8)	0%	0%	B
	Platoon B (Shifts 2,4 & 6)	0%	0%	B
	Platoon C (Shifts 5,7 & 9)	5%	23%	B
	Battalion Chief on duty	74%		A
	Operations Support (Tenders)	100%		D
	Staffing at Station 8-2 (Johnson Point)	0 Shifts		E
Sub-total	Station 8-3 (North Olympia) Staffing for Month	58%		C
Total	District Wide Staffing for the Month:	79%		C

Notes:

- A) Does not include BC assigned as Company Officer if needed;
- B) Does not include cross-staffing from engine company if needed;
- C) Includes minimum target staffing of Aid Unit 83 at Station 8-3;
- D) Operations Support Program staff for on-call Tender response; and
- E) Supplemental staffing at Station 8-2 if available on shift (number of 24-hr shifts counted).

Volunteer Staffing: roster for the current month: see **Appendix 4.**

PERSONNEL MANAGEMENT, SAFETY& TRAINING:

- 1) 4th Quarter fire training topics:
 - Thurston County Energy Symposium (Q4/23)
 - Map test (Q4/24)
 - Annual supervisor PDP process training
 - Quarterly SCBA
- 2) 4th Quarter EMS & Medic-One OTEP:
 - Trauma assessment (Q3/24)
 - Multiple casualty incident “round-table”
 - Infant CPR
 - Patient examination & medical assessment
- 3) Leadership:
 - Battalion and company level officer training
 - Safety training for supervisors
- 4) Annual requirements:
 - Blood-borne pathogens
 - Driver’s training
 - First-aid training & certification (firefighters)
 - Haz-mat operations
 - Hazard communications; employee right-to-know
 - Hearing protection
 - Heat & cold stress
 - Lead awareness training
 - Portable fire extinguishers
 - Respiratory protection equipment training & testing
 - Self-contained breathing apparatus fit testing
 - Technical rescue training
 - Asbestos awareness training

Other Meetings:

- Facilities & Equipment Team (Chief, AC and F&E Staff), (October 2nd);
- All Officers Staff meeting (October 3rd);
- Training & Education Team (Chief, AC and Training Officer), (October 14th);
- Health & Safety Team (Chief, AC, Health & Safety Officer), ();

- District Community Outreach Team, ();
- District Senior Management (Assistant Chief & Battalion Chiefs), (October 22nd);
- The South Bay Firefighters' Association (SBFFA) (no meeting);
- Labor Management Committee (); and
- Safety Committee ().

PERSONNEL MANAGEMENT, RELATIONS:

- 1) On October 9th, 10th and 11th Chiefs VanCamp and LeMay met with each of the District's three platoons' staff to brief everyone on the new anti-harassment and anti-discrimination policy implementation.
- 2) Oral interviews were conducted for volunteer responder candidates on October 16th.

EQUIPMENT & FACILITIES:

- 1) Apparatus & Equipment:
 - a. Engine 81 (3502) and Engine 84 (3130) were serviced during the month.
 - b. Tender 82 (3135) and Tender 83 (3127) were service during the month.
- 2) Facilities:
 - a. No report.
- 3) Information Technology:
 - a. 17 active work stations, 1 on-site server, with overall "health" at 88%.
 - b. 13 reactive and 6 proactive service orders for the month.
 - c. 32 users have multi-factor authentication enabled.
 - d. On October 1st Pacific Office Automation technicians replaced the District's back-up server device.

FINANCIAL: (see also Budget Reports provided by the District Secretary).

Cash Balance	Fund 6680 Operations	Note	Fund 6681 CR&R	Note	Fund 6683 Reserve	Note	Fund 6685 Cap Fac Proj	Note
Beg. 1 Jan 24	\$ 492,810		\$ 572,539		\$ 1,647,823		\$ 582,103	
Current Balance	\$ 2,071,961	1,3	\$ 531,853	1,3	\$ 1,694,140	1,3	\$ 103,056	1,3
Budget End Bal	\$ 657,341	2,4,5	\$ 724,397	2,5	\$ 1,741,885	2,5	\$ 82,103	2,4

Notes:

- 1: As of 1 November 2024.
- 2: Estimates based upon preliminary tax revenue calculations & fully accounted expensed for remaining budget year.
- 3: Interest rates for current period:
 LGIP Pool: 1.74 %
 TCIP Pool: 1.81 %.
- 4: Includes transfer of \$500,000 from Fund 6685 into Fund 6680 in February 2024.
- 5: Includes transfer of \$366,800 from Fund 6680 into Fund 6681 and \$104,062 from Fund 6680 into Fund 6683 in November 2024.

Operating Cash Flow: projected for the year: see **Appendix 5**.

Operating Expenditures vs Budget: **Appendix 5a**




2024 District Goal #1 Status Report

October


STATUS:



On Track






Some Delay/Difficulty



Significant Impact

The District shall revise and update its 24-28 FINANCIAL PLAN seeking to provide sufficient funding to ensure adequate staffing, operational support and capital assets commensurate with the adopted IR&R staffing plan known as “2 Firestation Model”. This represents the second of two objectives involving voter approval for property tax increases.

- 1)  Information sharing and solicitation of input on 24-28 FINANCIAL PLAN through District Strategic Communications Plan efforts by February 2024. Complete.
- 2)  Based on review and input gained in Objective #1, Chief VanCamp to provide formal recommendation on 24-28 FINANCIAL PLAN for Board approval by March 2024. Complete.
- 3)  The Board will adopt a resolution to place on the 2024 Primary/General Election ballot a measure to provide additional funding to support the 24-28 FINANCIAL PLAN. Complete.




2024 District Goal #2 Status Report

October


STATUS:



On Track



Some Delay/Difficulty



Significant Impact

The District will review and update its Phase III Master Plan documentation.

- 1)  **"Apparatus & Equipment Master Plan": Chief McBride by August 2024.** Submitted to BoFC at September meeting; requested edits to be provided at the October meeting.
- 2)  **"Community Communications & Risk Reduction Master Plan": Secretary Stumpf by July 2024.** Submitted to BoFC at September meeting.
- 3)  **"Incident Readiness & Response Master Plan": Chief LeMay by July 2024.** Submitted to BoFC at September meeting.
- 4)  **"Training & Education Master Plan": Chief Clowes by August 2024.** Submitted to BoFC at September meeting.
- 5)  **"District Health & Safety Program, Plan, Policy & Procedures" Chief Hall by August 2024.** Submitted to BoFC at September meeting.
- 6)  **Chief VanCamp to provide an overall recommendation to the Board for amendments to the "District Master Plan" by October 2024.** Submitted to BoFC at September meeting; final approval requested at October meeting.
- 7)  **Upon approval by the Board, Chief VanCamp will coordinate the implementation of the updated "District Master Plan".** Final approval was given by the Board at their October meeting.

APPENDIX 3: MONTHLY RESPONSE RECORD

Inc #	Date	Sta Zone	Grid	Location	Alarm Time	Resp Time	Type	Resp	Platoon #
987	1 Oct 24	81G	I20	2610 Carpenter Rd NE	02:43	8.59	BLS Fall	4	B
988	1 Oct 24	83A	G16	5110 Boston Harbor Rd NE	20:49	5.11	Fire Alarm Activation	4	C
989	2 Oct 24	307	K17	1037 Fenske Dr NE	04:03	7.07	ALS Respiratory Prob	2	C
990	2 Oct 24	83A	G16	5125 Boston Harbor Rd NE	07:24	3.47	ALS Sick Person	2	A
991	2 Oct 24	81L	G20	6718 Prairie Ridge Dr NE	08:53	7.40	BLSY Fall	4	A
992	2 Oct 24	81A	I17	3031 36th Ave NE	10:14	2.39	BLS Syncope	3	A
993	2 Oct 24	83E	E15	7329 Boston Harbor Rd NE	14:01	10.50	BLS Abdominal Pain	2	A
994	2 Oct 24	81L	F21	5627 Indian Crest Ln NE	22:59	9.34	BLSY Patient Assist	3	A
995	3 Oct 24	81K	F19	5937 Puget Rd NE	03:04	8.16	Fire Alarm Activation	3	A
996	3 Oct 24	81A	I17	3031 36th Ave NE	07:51	3.59	BLS Unk Med Prob	2	C
997	3 Oct 24	81L	F21	5627 Indian Crest Ln NE	08:54	8.38	BLSY Unk Med Prob	3	C
998	3 Oct 24	82A	C19	9403 Johnson Point Lp NE	15:24	15.54	BLSY Fall	2	C
999	4 Oct 24	81A	I17	2741 33rd Trl NE	03:36	9.12	ALS Sick Person	8	C
1000	4 Oct 24	81B	F17	5611 Lemon Rd NE	08:24	6.44	BLS Abdominal Pain	2	A
1001	4 Oct 24	81A	I18	3630 34th Ln NE	20:52	2.55	BLS Unk Med Prob	3	A
1002	5 Oct 24	82A	C19	9403 Johnson Point Lp NE	12:20	14.31	BLSY Fall	3	B
1003	5 Oct 24	82B	E20	7226 Marvin Rd NE	17:14	8.50	ALS Chest Pain	3	B
1004	6 Oct 24	82A	F19	6535 Johnson Point Rd NE	18:14	N/A	Fire Alarm Activation	5	A
1005	6 Oct 24	81B	G17	5421 Lemon Rd NE	18:30	5.31	Smoke Investigation	4	A
1006	6 Oct 24	81L	F21	5627 Indian Crest Ln NE	21:39	9.06	BLSY Patient Assist	6	A
1007	7 Oct 24	81L	F20	7422 Grayhawk Ln NE	00:22	14.52	BLS Fall	4	A
1008	7 Oct 24	307	J16	2203 20th Ave NE	12:01	5.43	BLS Weakness	3	B
1009	7 Oct 24	307	K17	334 Devoe St NE #4	14:44	6.42	BLS CVA	3	B
1010	7 Oct 24	81A	I17	3524 Libby Rd NE	22:01	3.54	BLS Rapid HR	3	B
1011	9 Oct 24	83A	G16	1530 Merchantile Ln NE	12:38	2.57	BLS Respiratory Prob	2	B
1012	9 Oct 24	81A	I17	3225 South Bay Rd NE	15:34	2.04	BLSY Patient Assist	4	B
1013	9 Oct 24	307	J17	2731 Lindell Rd NE	16:26	4.35	BLS Dog Bite	4	B
1014	9 Oct 24	307	J17	2731 Lindell Rd NE	17:01	N/A	BLSY Welfare Check	4	B
1015	9 Oct 24	307	J16	2242 Friendly Grove Rd NE	17:27	5.07	BLSY Trauma	4	B
1016	10 Oct 24	83E	D16	7818 Woods Estate Ln NE	07:05	8.54	BLSY Fall	3	C
1017	10 Oct 24	81L	F21	7740 58th Ave NE	10:15	N/A	BLS Medical Alarm	3	C
1018	10 Oct 24	83A	G15	4806 Cushman Rd NE #133	10:16	8.34	BLSY Fall	3	C
1019	10 Oct 24	81H	I18	2835 Sleater Kinney Rd NE	13:55	4.38	ALS Seizure	6	C
1020	10 Oct 24	81H	H18	South Bay @ Sleater Kinney Rd NE	16:50	4.08	BLS MVA	7	C
1021	11 Oct 24	81H	G18	5527 South Bay Terrace Dr NE	22:13	8.10	BLS Rapid HR	3	A
1022	12 Oct 24	82A	C19	9403 Johnson Point Rd NE	05:18	12.26	BLS Abdominal Pain	3	A
1023	13 Oct 24	81L	F21	5627 Indian Crest Ln NE	14:08	11.58	BLSY Patient Assist	4	A
1024	13 Oct 24	81L	F21	8116 57th Ln NE	19:25	10.34	BLS Suicide	4	A
1025	14 Oct 24	83E	E15	7424 Boston Harbor Rd NE	07:07	7.20	ALS Respiratory Prob	3	B
1026	14 Oct 24	82A	D19	7735 Johnson Point Rd NE	11:28	7.52	Fire Alarm Activation	3	B
1027	14 Oct 24	307	K17	935 Fenske Dr NE	15:47	4.59	BLS Leg Pain	2	B
1028	15 Oct 24	307	J16	2024 12th Ave NE	09:55	6.32	BLSY Patient Assist	4	A
1029	16 Oct 24	81F	G19	4922 Puget Rd NE #102	01:09	8.33	ALS Medical Alarm	3	A
1030	16 Oct 24	81E	H20	3802 Owl Ln NE	08:03	N/A	BLS Neck Pain	3	B
1031	16 Oct 24	307	J17	3039 Lindell Rd NE	18:55	6.28	BLS Unk Med Prob	3	B
1032	16 Oct 24	83G	E17	3014 Sleepy Creek Ln NE	21:56	8.42	BLS Respiratory Prob	3	B
1033	17 Oct 24	81K	F19	5926 Puget Rd NE	23:50	7.53	ALS Seizure	3	B
1034	17 Oct 24	83E	D15	620 77th Ave NE	10:11	6.51	BLS Syncope	2	C
1035	17 Oct 24	82A	D19	8100 Johnson Point Rd NE	12:18	14.04	Fire Alarm Activation	4	C
1036	17 Oct 24	81D	I16	2125 27th Ct NE	14:49	6.18	BLS Dizziness	3	C
1037	17 Oct 24	83A	H15	3641 Gull Harbor Rd NE	15:57	4.27	BLSY Medical Alarm	3	C
1038	18 Oct 24	81K	F19	5926 Puget Rd NE	00:22	7.57	ALS Seizure	3	C
1039	18 Oct 24	83A	G15	4806 Cushman Rd NE	13:14	9.19	BLSY Fall	3	B
1040	19 Oct 24	83A	G15	4945 Indian Rd NE	03:00	7.31	BLSY Sick Person	3	B
1041	19 Oct 24	81B	F17	6030 Lemon Rd NE	04:35	10.56	BLSY Fall	2	B
1042	19 Oct 24	307	J17	2123 Lister Rd NE	10:28	5.10	BLSY Patient Assist	3	C
1043	19 Oct 24	83A	G15	4805 Cushman Rd NE #199	14:12	6.58	Water Rescue	6	C

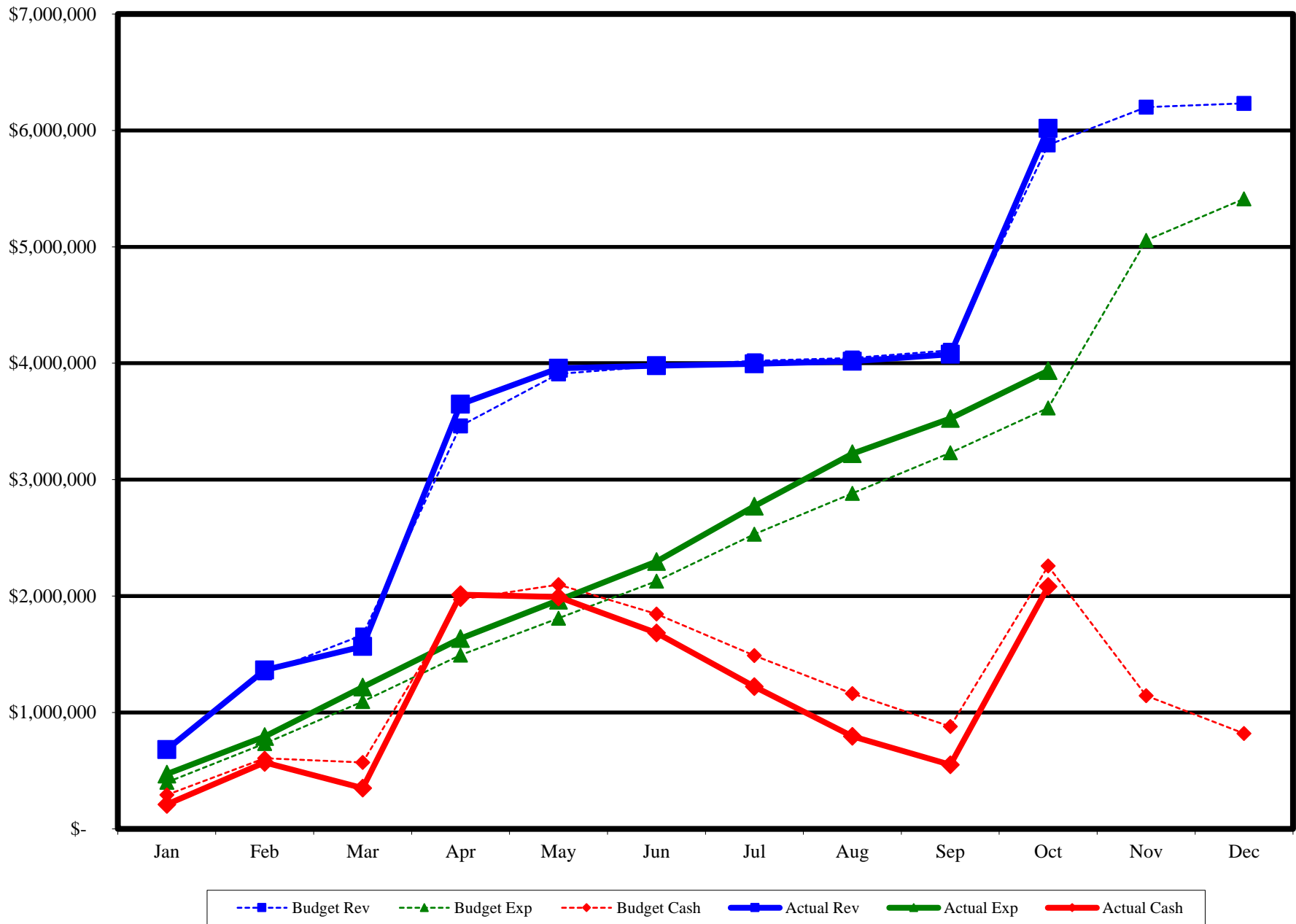
APPENDIX 3: MONTHLY RESPONSE RECORD

Inc #	Date	Sta Zone	Grid	Location	Alarm Time	Resp Time	Type	Resp	Platoon #
1044	19 Oct 24	81A	I17	3506 Shincke Rd NE	15:05	0.00	BLSY Patient Assist	3	C
1045	20 Oct 24	81H	H18	3944 South Bay Rd NE	07:25	4.14	BLS Sick Person	3	A
1046	20 Oct 24	83A	G15	4806 Cushman Rd NE	14:52	8.01	BLS Unk Med Prob	3	A
1047	21 Oct 24	83G	C17	3234 Fishtrap Lp NE	09:05	15.01	ALS Sick Person	2	C
1048	21 Oct 24	81L	G20	5345 St Charles Dr NE	09:52	6.38	BLS Medical Alarm	4	C
1049	21 Oct 24	81B	G17	5403 Lemon Rd NE	14:33	6.38	Fire Alarm Activation	4	C
1050	21 Oct 24	307	K16	820 Wilson St NE	14:59	5.27	ALS Rapid HR	3	C
1051	21 Oct 24	81L	G20	6720 Prairie Ridge Dr NE	15:41	7.20	BLS Dizziness	4	C
1052	21 Oct 24	81H	H18	South Bay @ South Bay Lp NE	17:15	4.24	ALS MVA	6	C
1053	22 Oct 24	83A	G16	5130 Boston Harbor Rd NE	18:43	7.15	ALS CPR	3	A
1054	23 Oct 24	83A	G15	4806 Cushman Rd NE #112	04:16	9.49	ALS Sick Person	3	A
1055	23 Oct 24	81A	F17	Woodard Bay @ Lemon Rd NE	10:42	5.39	ALS MVA	5	B
1056	23 Oct 24	83G	D16	8548 Island View Dr NE	15:31	9.49	BLS Unk Med Prob	2	B
1057	24 Oct 24	81E	G19	4922 Puget Rd NE #213	00:16	19.14	BLS Back Pain	2	B
1058	24 Oct 24	307	J17	2630 18th Ave NE	01:29	5.26	BLS Overdose	2	B
1059	24 Oct 24	83A	I16	1426 33rd Ave NE	11:58	N/A	BLSY Respiratory Prob	5	A
1060	24 Oct 24	83A	I16	1426 33rd Ave NE	17:17	35.23	BLS Assist L/E	6	A
1061	24 Oct 24	81F	G19	4922 Puget Rd NE #221	19:47	7.15	ALS Chest Pain	4	A
1062	24 Oct 24	81A	H17	4211 Shincke Rd NE	20:54	3.40	BLSY Fall	4	A
1063	24 Oct 24	81E	H20	7319 40th Ct NE	22:09	N/A	Fire Alarm Activation	4	A
1064	25 Oct 24	82B	E20	6421 75th Ave NE	21:21	11.42	BLS Unk Med Prob	3	B
1065	25 Oct 24	81L	F21	5745 Red Alder Dr NE	22:29	8.38	ALS CPR	4	B
1066	26 Oct 24	82A	D19	7813 Johnson Point Rd NE	09:48	8.33	ALS CPR	2	C
1067	26 Oct 24	82A	D19	7813 Johnson Point Rd NE	13:01	16.55	Service Call	2	C
1068	26 Oct 24	81L	G20	7017 47th Lp NE	13:53	8.08	BLS CVA	3	C
1069	26 Oct 24	81L	F21	5927 Hill St NE	17:55	7.43	BLSY Fall	3	C
1070	27 Oct 24	82A	D19	8100 Johnson Point Rd NE	02:28	12.00	Fire Alarm Activation	3	C
1071	27 Oct 24	81B	G17	4841 Lemon Rd NE	12:17	N/A	Service Call	3	B
1072	27 Oct 24	82A	D19	8100 Johnson Point Rd NE	19:06	N/A	Fire Alarm Activation	3	B
1073	28 Oct 24	82A	D19	5725 85th Ave NE	11:26	11.22	BLS Respiratory Prob	3	C
1074	29 Oct 24	83E	E16	6641 Appletree Ln NE	08:29	9.50	BLS Unk Med Prob	4	B
1075	30 Oct 24	81E	I20	6925 32nd Ct NE	05:07	9.14	BLS Medical Alarm	4	B
1076	30 Oct 24						<i>Dispatcher Error</i>		
1077	31 Oct 24	83A	G16	5039 Heights Ln NE	00:44	9.18	ALS Sick Person	4	B
1078	31 Oct 24	81F	G19	4922 Puget Rd NE #221	05:58	23.47	ALS Fall	4	B
1079	31 Oct 24	83G	C17	3234 Fishtrap Lp NE	09:10	14.18	BLSY Fall	3	A
1080	31 Oct 24	81H	H18	4126 36th Ave NE	10:28	3.59	ALS Chest Pain	2	A
1081	31 Oct 24	83G	C17	3234 Fishtrap Lp NE	11:30	15.25	BLSY Fall	3	A
1082	31 Oct 24	81L	G20	6718 Prairie Ridge Dr NE	19:17	8.41	BLSY Sick Person	3	A

APPENDIX 4 -- VOLUNTEER STAFFING

Name	Rank/Position	Platoon	Name	Rank/Position	Platoon
Allan, George	Recruit	A	LaDue, Chris	Lieutenant	B
Armstrong, Walker	OSP		McCann, Dustin	FF/AO	B
Barthule, Tyler J	Admin Staff		McCosh, Devin	FF/EMT	A
Burton, Terrance M	Recruit	B	Mcilhenny, Kenan B	Recruit	C
Carlton, Susan E	Admin Staff		Mize, Art	Chaplain	
Caron, Judy	Admin Staff		Mulligan, Tyler	FF/EMT	B
Clemens, Jonathan	EMSO		Perry, Andrew	EMT	C
Cochran, Ann	Admin Staff		Pierce, David W	Recruit	A
Evans, Paul	EMT	A	Poole, James	FF/AO	B
Fass, Bonnie	Admin Staff		Poppert, Kenneth	Recruit	B
Foley, Nathaniel W	Recruit	A	Prine, Don	OSP	
Freed, Richard	FF/EMT	C	Reavis, Cody	FF/EMT	A
Gill, Patricia Ann	Admin Staff		Smith, Ernest	FF/EMT	C
Grimaldo, Zachary R	FF/EMT	C	Stewart, Christopher	FF/AO	B
Hansen, Madison K	Recruit	C	Sullivan, Amber	FF/EMT	C
Hanson, Kiefer C	FF/EMT	B	Swenson, Matthew	Recruit	C
Hanson, Leif G	Recruit	A	Van Kirk, Nick	FF/EMT	A
Harn, Jakob	FF	A	Williams, Ezra T	Recruit	C
Hebert, John	Recruit	A	Williams, Tom	OSP	
Henson, Ronald C	Admin Staff		Youngs, John	FF/EMT/AO	C
			Zopolis, James P	Admin Staff	

APPENDIX 5 - 2024 BUDGET VS ACTUAL, CASH BALANCE



APPENDIX 5A -- MONTHLY OPERATING EXPENDITURE VS BUDGET

